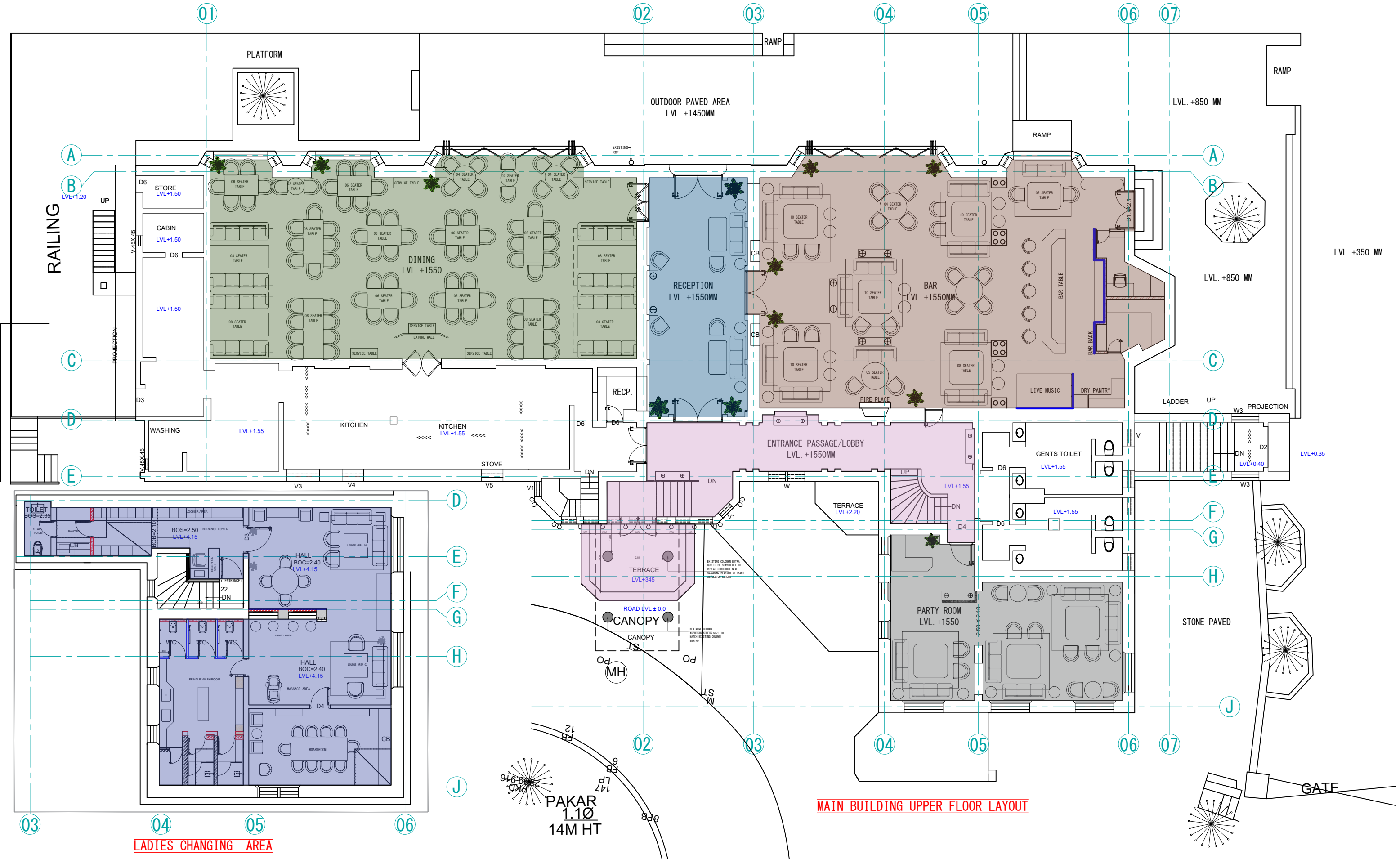


STUDIO NOVOFORMA			NFSTUDIO NOVOFORMA
DELHI GOLF CLUB			
Main building-Tender set (Transmittal Sheet)			Date:08 JAN 2026
S.no	Drawing name	Drawing sheet no.	
Master plan-MP-01			
1	Master plan	AD-MP-01-01	
2	External elevation	AD-MP-02-01	
Delhi Golf Club-Entrance lobby (Zone-01)			
Architectural plans -AD-01			
1	Floor plan	AD-Z1-01-01	
2	Flooring plan	AD-Z1-01-02	
Electrical Dwgs & Elevations-EL-01			
3	Reflected ceiling plan	EL-Z1-01-01	
4	Electrical plan	EL-Z1-01-02	
Architectural Elevations-AD-02			
5	Sectional Elevations at-AA'	AD-Z1-02-01	
6	Sectional Elevations at-BB'	AD-Z1-02-02	
7	Staircase elecation at -A',B',C' & D'	AD-Z1-02-03	
Architectural Detail- Dwgs-AD-05			
8	Staircase details	AD-Z1-05-01	
9	Baffle & marble surround details	AD-Z1-05-02	
10	Wall panel details	AD-Z1-05-03	
Delhi Golf Club- Reception/Waiting lobby (Zone-02)			
S.no	Drawing name	Drawing sheet no.	
Architectural plans -AD-01			
1	Floor plan	AD-Z2-01-01	
2	Flooring plan	AD-Z2-01-02	
RCP & Electrical Dwgs -EL-01			
3	Reflected ceiling plan	EL-Z2-01-01	
4	Electrical plan	EL-Z2-01-02	
Architectural Elevations-AD-02			
5	Sectional Elevations at-AA' & CC'	AD-Z2-02-01	
6	Sectional Elevations at-BB' & DD'	AD-Z2-02-02	
Architectural Detail- Dwgs-AD-05			
7	Typical wall panel details	AD-Z2-05-01	
8	Typical wall panel details	AD-Z2-05-02	
8	Reception table detail	AD-Z2-05-03	
Delhi Golf Club- Bar area (Zone-03)			
S.no	Drawing name	Drawing sheet no.	
Architectural plans -AD-01			
1	Floor plan	AD-Z3-01-01	
2	Flooring plan	AD-Z3-01-02	
RCP & Electrical Dwgs -EL-01			
3	Reflected ceiling plan	EL-Z3-01-01	
4	Electrical plan	EL-Z3-01-02	
Architectural Elevations-AD-02			
5	Sectional Elevations at-AA' & CC'	AD-Z3-02-01	
6	Sectional Elevations at-BB' & DD'	AD-Z3-02-02	
Architectural Detail- Dwgs-AD-05			
7	Typical wall panel details	AD-Z3-05-01	
8	Bar back details	AD-Z3-05-02	
9	Bar back details	AD-Z3-05-03	
10	Bar table details	AD-Z3-05-04	
11	Bar table & bar back section details	AD-Z3-05-05	
12	fire place details	AD-Z3-05-06	
13	Live music baffle partition details	AD-Z3-05-07	
14	Feature column details	AD-Z3-05-08	


Delhi Golf Club- Dining area (Zone-04)		
S.no	Drawing name	Drawing sheet no.
Architectural plans -AD-01		
1	Floor plan	AD-Z4-01-01
2	Flooring plan	AD-Z4-01-02
RCP & Electrical Dwgs -EL-01		
3	Reflected ceiling plan	EL-Z4-01-01
4	Electrical plan	EL-Z4-01-02
Architectural Elevations-AD-02		
5	Sectional Elevations at-AA' & CC'	AD-Z4-02-01
6	Sectional Elevations at-BB' & DD'	AD-Z4-02-02
Architectural Detail- Dwgs-AD-05		
7	Typical wall panel details	AD-Z4-05-01
8	Feature wooden partition panel detail	AD-Z4-05-02
Delhi Golf Club-Party room (Zone-05)		
S.no	Drawing name	Drawing sheet no.
Architectural plans -AD-01		
1	Floor plan	AD-Z5-01-01
2	Flooring plan	AD-Z5-01-02
RCP & Electrical Dwgs -EL-01		
3	Reflected ceiling plan	EL-Z5-01-01
4	Electrical plan	EL-Z5-01-02
Architectural Elevations-AD-02		
5	Elevations at-A' & B'	AD-Z5-02-01
6	Elevations at-C' & D'	AD-Z5-02-02
7	Elevations at-E' & F'	AD-Z5-02-03
Architectural Detail- Dwgs-AD-05		
8	Typical wall panel details	AD-Z5-05-01
9	counter details	AD-Z5-05-02
10	Baffle partition details	AD-Z5-05-03
Delhi Golf Club-Ladies changing room (Zone-06)		
S.no	Drawing name	Drawing sheet no.
Architectural plans -AD-01		
1	Floor plan	AD-Z6-01-01
2	Flooring plan	AD-Z6-01-02
RCP & Electrical Dwgs -EL-01		
3	Reflected ceiling plan	EL-Z6-01-01
4	Electrical plan	EL-Z6-01-02
Architectural Elevations-AD-02		
5	Elevations at-AA' & BB'	AD-Z6-02-01
6	Elevations at-CC' & DD'	AD-Z6-02-02
7	Elevations at-EE' & FF'	AD-Z6-02-03
8	Board room Elevations	AD-Z6-02-04
Architectural Detail- Dwgs-AD-05		
9	Female Toilet detail plan	AD-Z6-05-01
10	Female Toilet elevation-AA' & BB'	AD-Z6-05-02
11	Female Toilet elevation-CC' & DD'	AD-Z6-05-03
12	Panel detail type-01_Lounge area	AD-Z6-05-04
13	Panel detail type-02_Board room	AD-Z6-05-05
14	Reception table detail	AD-Z6-05-06
15	Lockers details	AD-Z6-05-07
16	Board room storage unit detail	AD-Z6-05-08
Delhi Golf Club-All zones door window-AD-DW-06		
1	Door details	AD-DW-01-01
2	Sliding folding doors & windows details	AD-DW-01-02
3	Sliding folding doors & windows details	AD-DW-01-03
4	Window details	AD-DW-01-04



MAIN BUILDING UPPER FLOOR LAYOUT

Please note - All the dimensions are to be verified from site by the contractor. The heights and wall length taken to be modified as per site and as built dimensions.

TENDER SET



Client's Name -
DELHI GOLF CLUB LTD.

Drawing Title -
MASTER PLAN

Notes -

- All dimensions are to be read and not to be scaled.
- All the dimensions to be verified as per site before commencement of any work.
- Contractor must notify Architect and / or Project Manager of all discrepancies in drawing.
- All revisions to be coordinated with structures and design at site.

REVISIONS			
R NO	TITLE	DATE	REMARKS

Project-
MAIN BUILDING
AT DELHI GOLF
CLUB-110003

Dwg No-
AD_MP_01_01

Drawn by - KS


Checked by -TB

Date -
08-JAN-2026

Scale - 1:150


Reissue Date -

Orientation






F01. BAFFLE PARTITION
REF IMAGE



RENDER IMAGE



F02. CONSOLE REF IMAGE



BRASS TRANSITION STRIP



TYPE (1) WHITE MARBLE
REF IMAGE



TYPE (2) BROWN MARBLE
REF IMAGE

NEW COLUMN
AS/DESIGN&SPECS SIZE TO
MATCH EXISTING COLUMN
BEHIND

02

CANOPY
ROAD LVL ± 0.0

TERRACE
LVL+345

EXISTING COLOUMN EXTRA
B/W TO BE SHAVED OFF TO
REVEAL STRUCTURE NEW
CLADDING @FINISH IN PAINT
AS/DESIGN &SPECS

NEW WINDOW IN ALUMINIUM PROFILE
IN EXISTING OPENING AS/ARCH
SELECTION & DETAIL 1300

DOUBLE DOOR IN WOOD
BEWELLED GLASS
AS/DETAIL& SPECS&
REFERENCE IMAGE

HANDRAIL
AS/DETAIL@SPECIFICATION
EXISTING B/W TO BE REMOVED
NEW LEDGE WITH MARBLE
AS/DESIGN &SPECS

LAMP
AS/SELECTION

CONSOLE
AS/SELECTION& REF IMAGE

BAFFLE PARTITION IN WOOD
AS/DESIGN DETAIL& REF IMAGE
WITH INTERGRATED LIGHT

NEW DOOR IN WOOD BEWELLED
GLASS AS/DETAIL&
SPECS&REFERENCE IMAGE

ENTRANCE LOBBY
PASSAGE LVL+1550

18 MM THICK TYPE 1
WHITE MARBLE
SELECTION&SPECS.

CONSOLE
AS/SELECTION&
REF IMAGE

LAMP
AS/SELECTION

NEW WOOD DOOR WITH
BEWELLED GLASS AS/DETAIL
& SPECS &REFERENCE IMAGE

WALL CLADDING MARBLE LOW
LEVEL&VENEER HIGH LEVEL
AS/DESIGN &SPECS.

WALL CLADDING MARBLE LOW
LEVEL&VENEER HIGH LEVEL
AS/DESIGN &SPECS.

CONSOLE
AS/SELECTION&
REF IMAGE

LAMP
AS/SELECTION

NEW WOOD DOOR WITH
BEWELLED GLASS AS/DETAIL
& SPECS &REFERENCE IMAGE

MARBLE SURROUND FOR DOOR
AS/DESIGN DETAIL&SPECS
TYPE 1 MARBLE

WALL CLADDING MARBLE LOW
LEVEL&VENEER HIGH LEVEL
AS/DESIGN &SPECS.

FLOOR PLAN

Please note - All the dimensions are to be verified at site by the contractor. The heights and wall length taken to be modified as per site and as built dimensions. All final ceiling heights to be confirmed

TENDER DRAWING

NSTUDIO NOVOFORMA

Client's Name -
DELHI GOLF CLUB LTD.

Drawing Title -
ENTRANCE LOBBY
FLOOR PLAN

Notes -

- All dimensions are to be read and not to be scaled.
- All the dimensions to be verified as per site before commencement of any work.
- Contractor must notify ARCH. and Project Manager of all discrepancies in drawing.
- All revisions to be coordinated with structures and design at site.

REVISIONS

R NO	TITLE	DATE	REMARKS

Project-
ENTRANCE LOBBY AT
DELHI GOLF
CLUB-110003

Dwg No-
AD-Z1-01-01

Drawn by - MR

Checked by -TB



Date -
08/JAN/2026

Scale - 1:50

Reissue Date -

Orientation

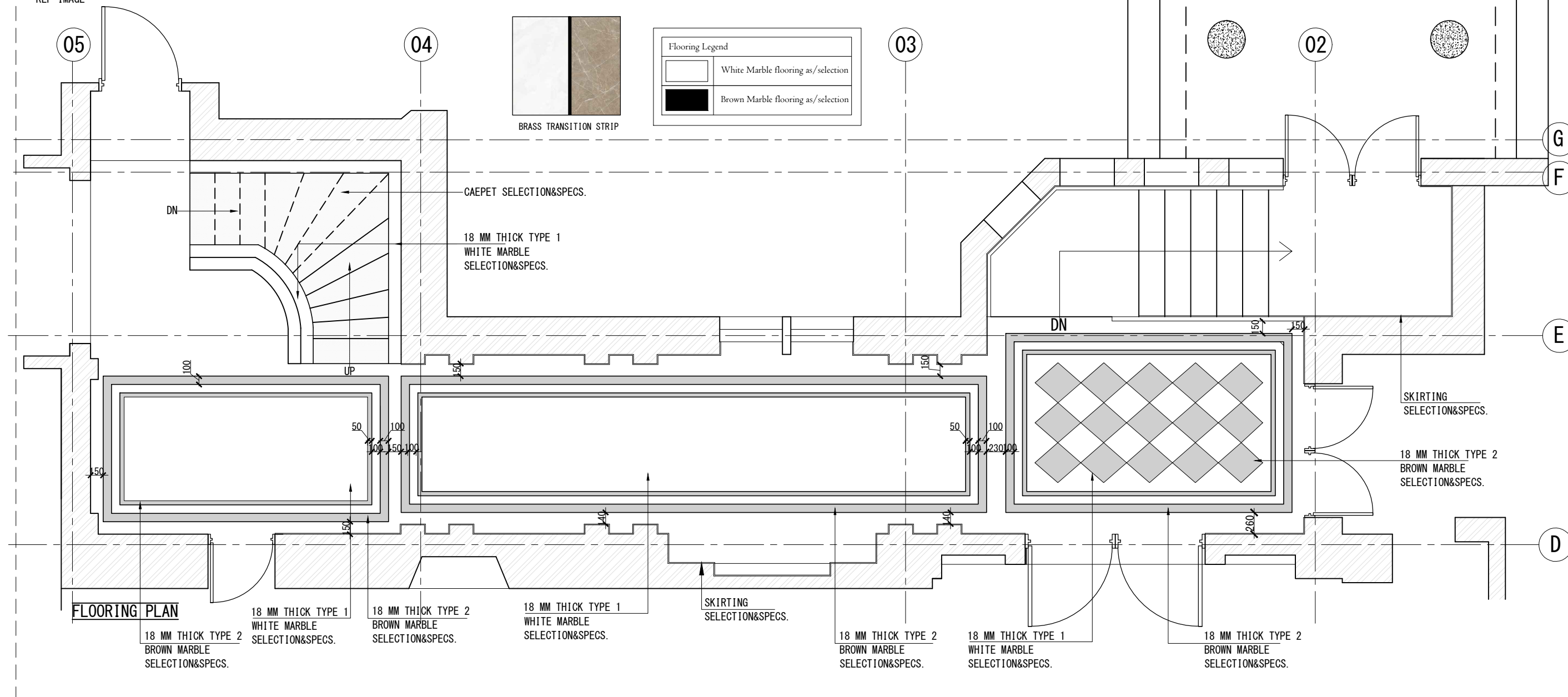




CANOPY
ROAD LVL \pm 0.0

TERRACE
LVL+345

FLAMED TREATMENT
GRANITE
AS/SELECTION&SPECS



Please note - All the dimensions are to be verified at site by the contractor. The heights and wall length taken to be modified as per site and as built dimensions. All final ceiling heights to be confirmed

TENDER DRAWING



Client's Name -
DELHI GOLF CLUB LTD.

Drawing Title -
ENTRANCE LOBBY
FLOORING PLAN

Notes -

- All dimensions are to be read and not to be scaled.
- All the dimensions to be verified as per site before commencement of any work.
- Contractor must notify ARCH. and Project Manager of all discrepancies in drawing.
- All revisions to be coordinated with structures and design at site.

REVISIONS			
R NO	TITLE	DATE	REMARKS

Project-	ENTRANCE LOBBY AT DELHI GOLF CLUB-110003
----------	--

Dwg No-	AD-Z1-01-02
---------	-------------

Drawn by - MR


Checked by -TB

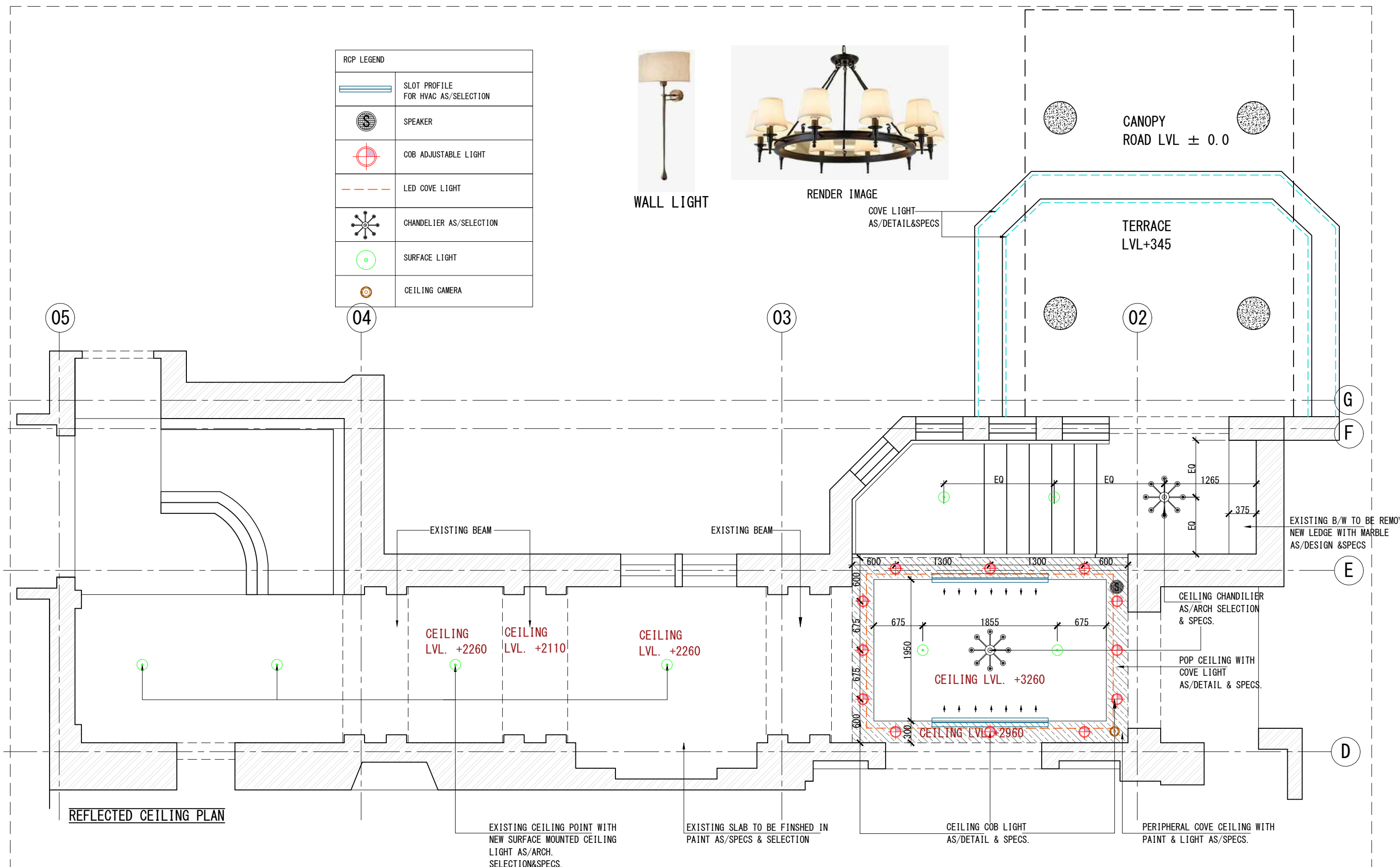
Date -	08/JAN/2026
--------	-------------

Scale - 1:50

Reissue Date -

Orientation





Please note - All the dimensions are to be verified at site by the contractor. The heights and wall length taken to be modified as per site and as built dimensions. All final ceiling heights to be confirmed

TENDER DRAWING

NF STUDIO NOVOFORMA

Client's Name -
DELHI GOLF CLUB LTD.

Drawing Title -
ENTRANCE LOBBY
RCP PLAN

Notes -

- All dimensions are to be read and not to be scaled.
- All the dimensions to be verified as per site before commencement of any work.
- Contractor must notify ARCH. and Project Manager of all discrepancies in drawing.
- All revisions to be coordinated with structures and design at site.

REVISIONS

R NO	TITLE	DATE	REMARKS

Project-
ENTRANCE LOBBY AT
DELHI GOLF
CLUB-110003

Dwg No-
EL-Z1-01-01

Drawn by - MR

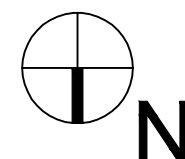
Checked by -TB

Date -
08/JAN/2026







Scale - 1:50

Reissue Date -

Orientation



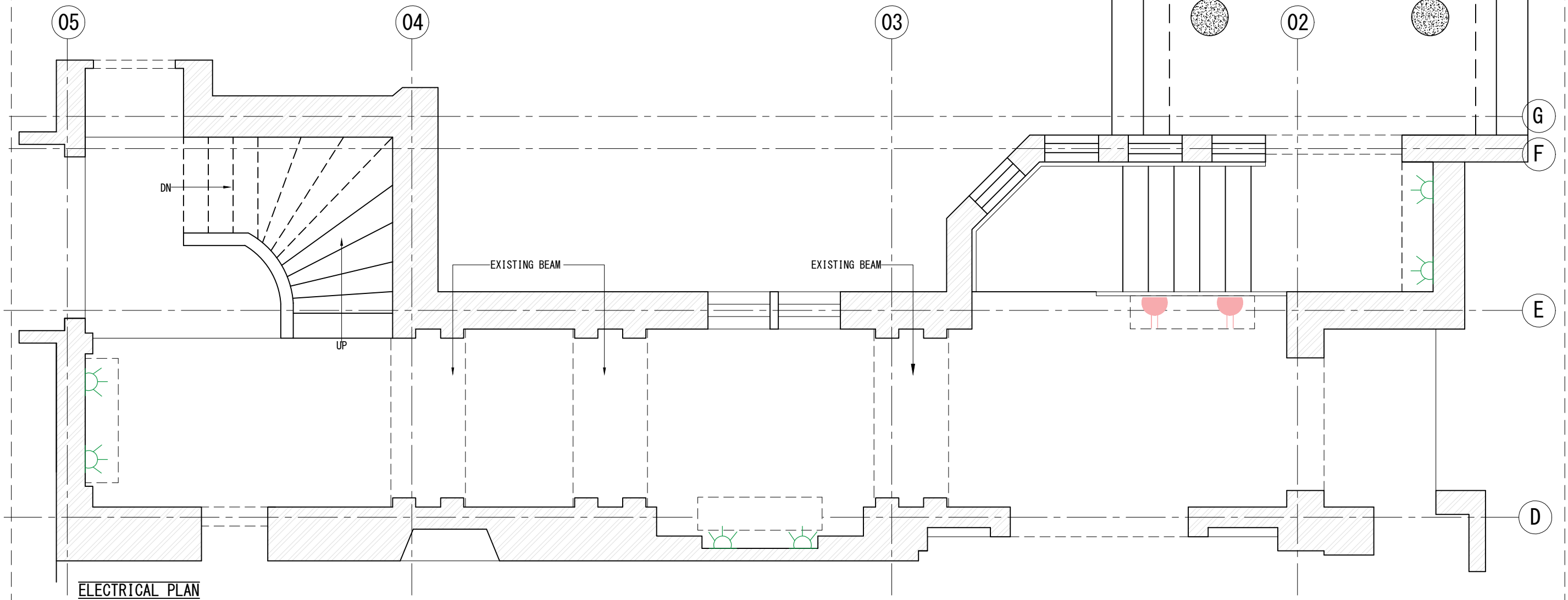
ELECTRICAL LEGEND

SYMBOL	FIXTURE	HEIGHT
	ONE WAY SWITCH	1200 MM
	TWO WAY SWITCH BOARD	1200 MM
	MINIATURE CIRCUIT BREAKER	1370 MM
	6A&16A SWITCH SOCKET	1000 MM
	6A&16A SWITCH SOCKET	300 MM
	6A&16A SWITCH SOCKET (FLOOR SOCKET)	

HIGH - EACH WITH 1USB 1 POWER 1 LIGHT
LOW - EACH WITH 1USB 1 POWER 1 LIGHT
ALL SOCKET TO BE UNIVERSAL PLUG COMPLAINT

NOTE:

01. THIS PLAN TO BE READ IN CONJUNCTION WITH ELEVATIONS FOR WALL LIGHT LOCATIONS
02. ALL ZONES WITH COVE LIGHTS IN CEILING & IN MIRROR TO HAVE LIGHT POINTS BEHIND.
03. ALL SOCKET TO BE UNIVERSAL PLUG COMPLAINT



Please note - All the dimensions are to be verified at site by the contractor. The heights and wall length taken to be modified as per site and as built dimensions. All final ceiling heights to be confirmed

TENDER DRAWING

NF
STUDIO NOVOFORMA

Client's Name -
DELHI GOLF CLUB LTD.

Drawing Title -
ELECTRICAL PLAN

Notes -

- All dimensions are to be read and not to be scaled.
- All the dimensions to be verified as per site before commencement of any work.
- Contractor must notify ARCH. and Project Manager of all discrepancies in drawing.
- All revisions to be coordinated with structures and design at site.

REVISIONS

R NO	TITLE	DATE	REMARKS

Project-
ENTRANCE LOBBY AT
DELHI GOLF
CLUB-110003

Dwg No-
EL-Z1-01-02

Drawn by - MR

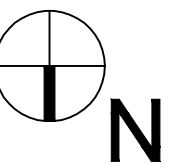
Checked by -TB


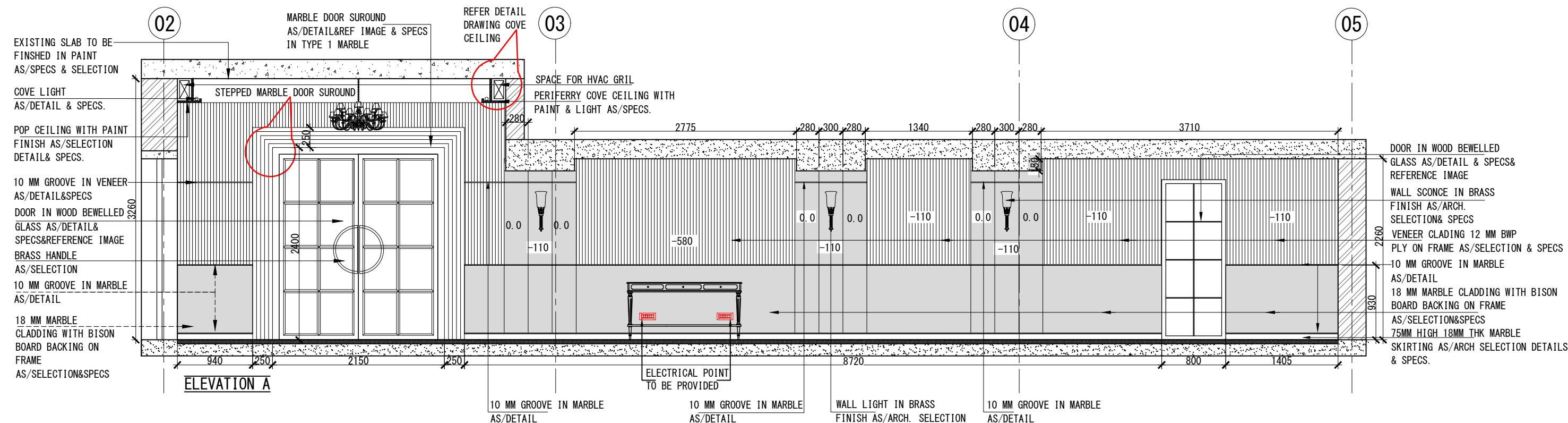
Date -
08/JAN/2026

Scale - 1:50

Reissue Date -

Orientation





CONSOLE TABLE REF IMAGE



STAIRCASE REF IMAGE



BAFFLE PARTITION REF IMAGE



DOUBLE DOOR REF IMAGE



RENDER IMAGE



RENDER IMAGE



DOOR MARBLE SUROUND REF IMAGE



BRASS TRANSITION STRIP



WHITE MARBLE REF IMAGE



WOOD PANEL REF IMAGE



WALL LIGHT REF IMAGE



RENDER IMAGE

Please note - All the dimensions are to be verified at site by the contractor. The heights and wall length taken to be modified as per site and as built dimensions. All final ceiling heights to be confirmed

TENDER DRAWING

NSTUDIO NOVOFORMA

Client's Name -
DELHI GOLF CLUB LTD.

Drawing Title -
ELEVATION A

Notes -

- All dimensions are to be read and not to be scaled.
- All the dimensions to be verified as per site before commencement of any work.
- Contractor must notify ARCH. and Project Manager of all discrepancies in drawing.
- All revisions to be coordinated with structures and design at site.

REVISIONS

R NO	TITLE	DATE	REMARKS

Project-
ENTRANCE LOBBY AT
DELHI GOLF
CLUB-110003

Dwg No-
AD-Z1-02-01

Drawn by - MR

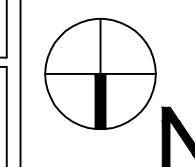
Checked by -TB

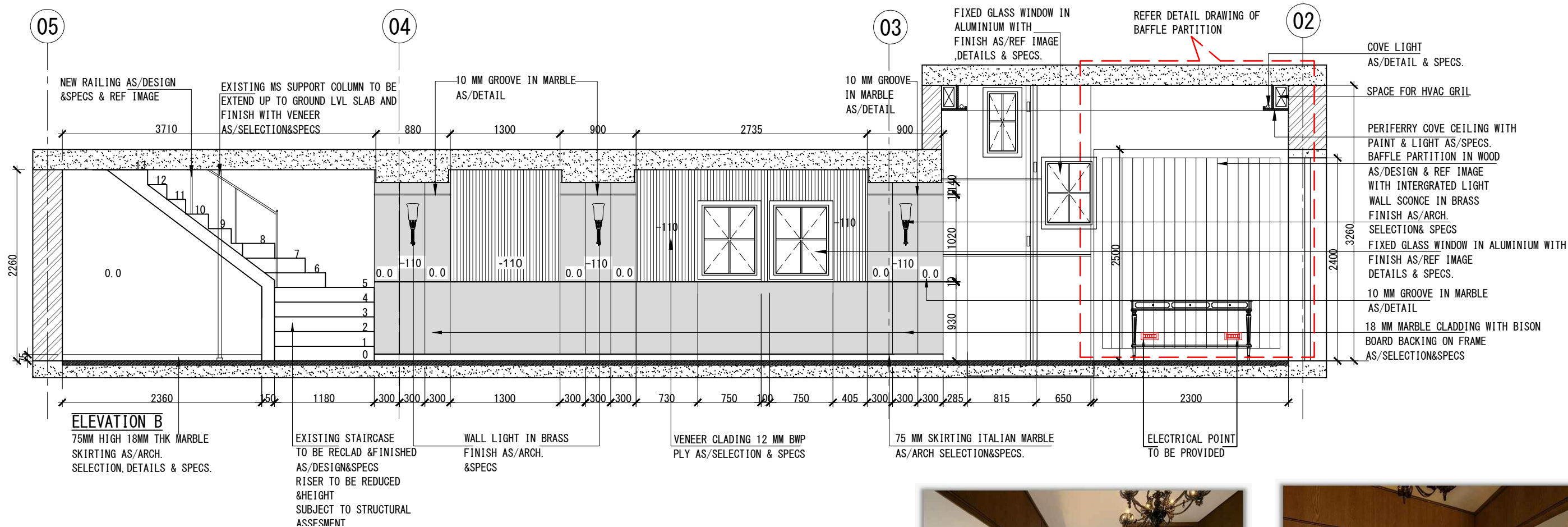
Date -
08/JAN/2026

Scale - 1:50

Reissue Date -

Orientation







RENDER IMAGE



RENDER IMAGE



CONSOLE TABLE REF IMAGE



STAIRCASE REF IMAGE



BAFFLE PARTITION REF IMAGE



DOUBLE DOOR REF IMAGE



DOOR MARBLE SURROUND REF IMAGE



BRASS TRANSITION STRIP



WHITE MARBLE REF IMAGE



WOOD PANEL REF IMAGE



WALL LIGHT REF IMAGE



RENDER IMAGE

Please note - All the dimensions are to be verified at site by the contractor. The heights and wall length taken to be modified as per site and as built dimensions. All final ceiling heights to be confirmed

TENDER DRAWING

NF STUDIO NOVOFORMA

Client's Name -
DELHI GOLF CLUB LTD.

Drawing Title -
ELEVATION B

Notes -

- All dimensions are to be read and not to be scaled.
- All the dimensions to be verified as per site before commencement of any work.
- Contractor must notify ARCH. and Project Manager of all discrepancies in drawing.
- All revisions to be coordinated with structures and design at site.

REVISIONS

R NO	TITLE	DATE	REMARKS

Project-
ENTRANCE LOBBY AT
DELHI GOLF CLUB-110003

Dwg No-
AD-Z1-02-02

Drawn by - MR

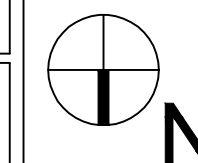
Checked by -TB

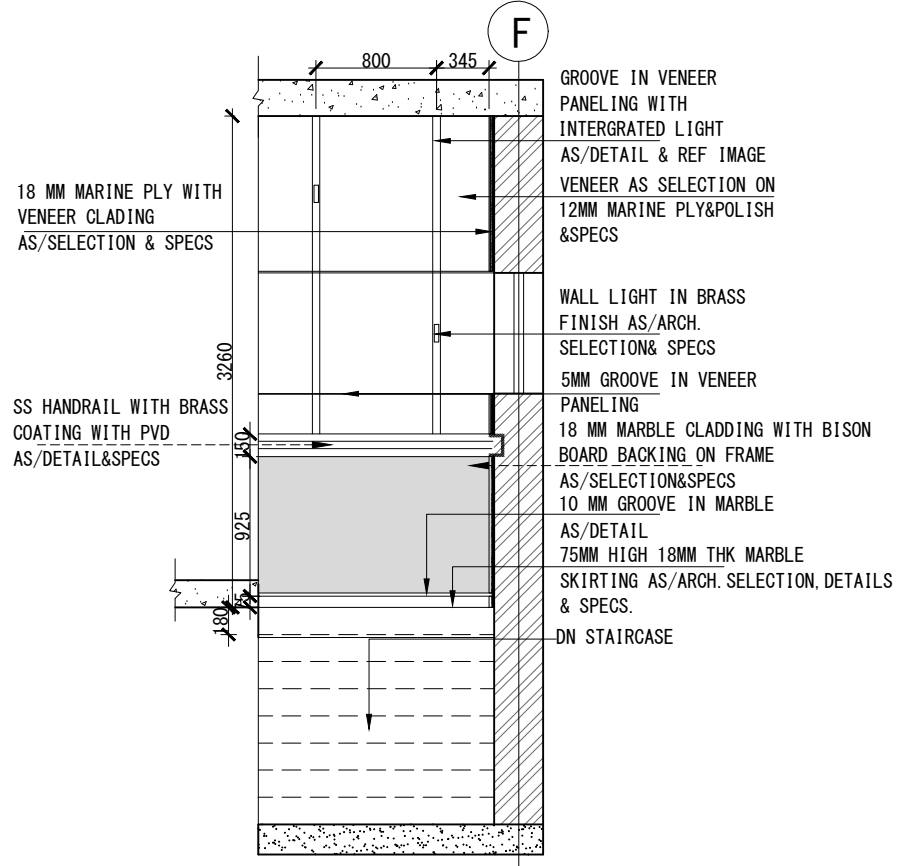
Date -
08/JAN/2026

Scale - 1:50

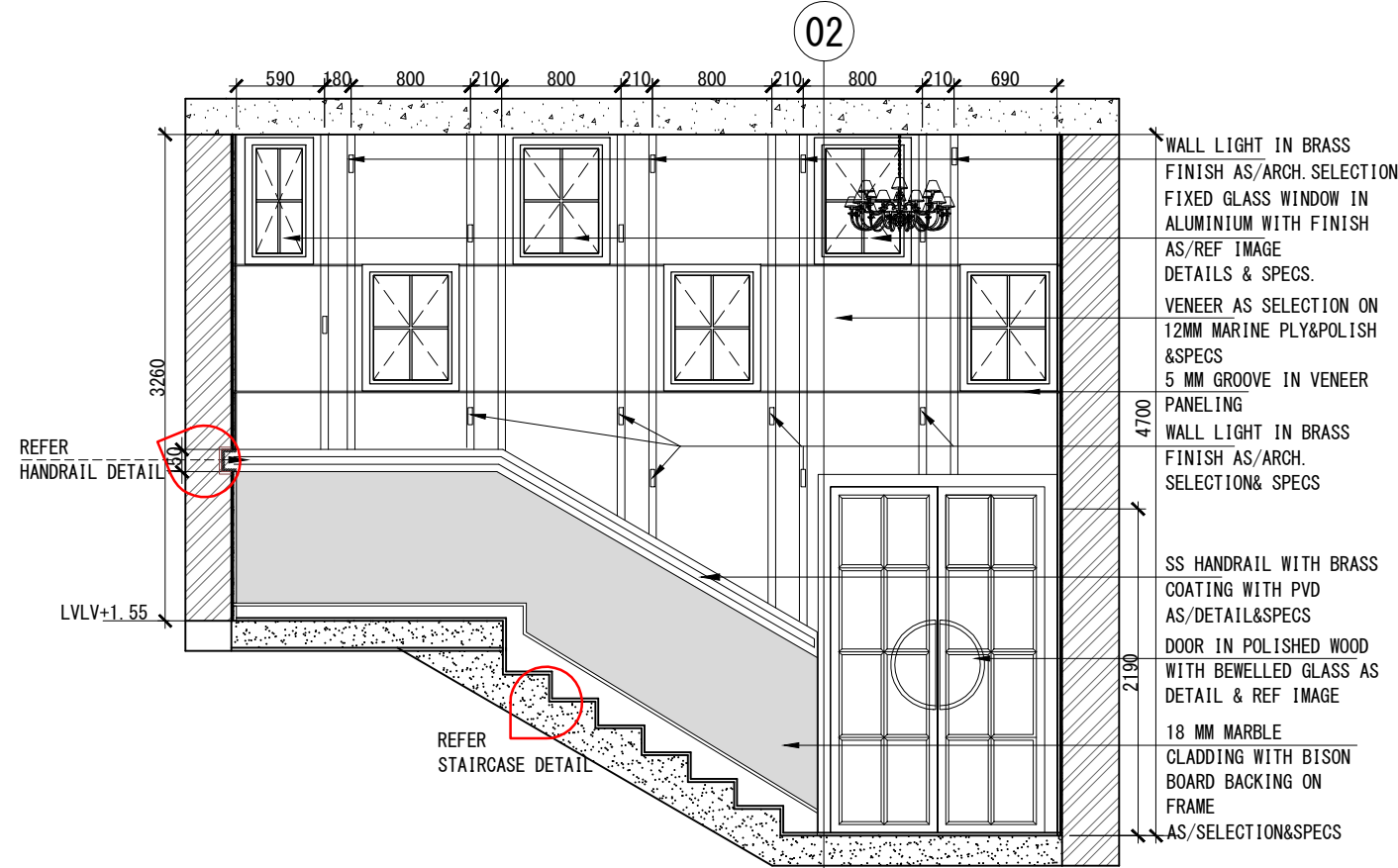
Reissue Date -

Orientation

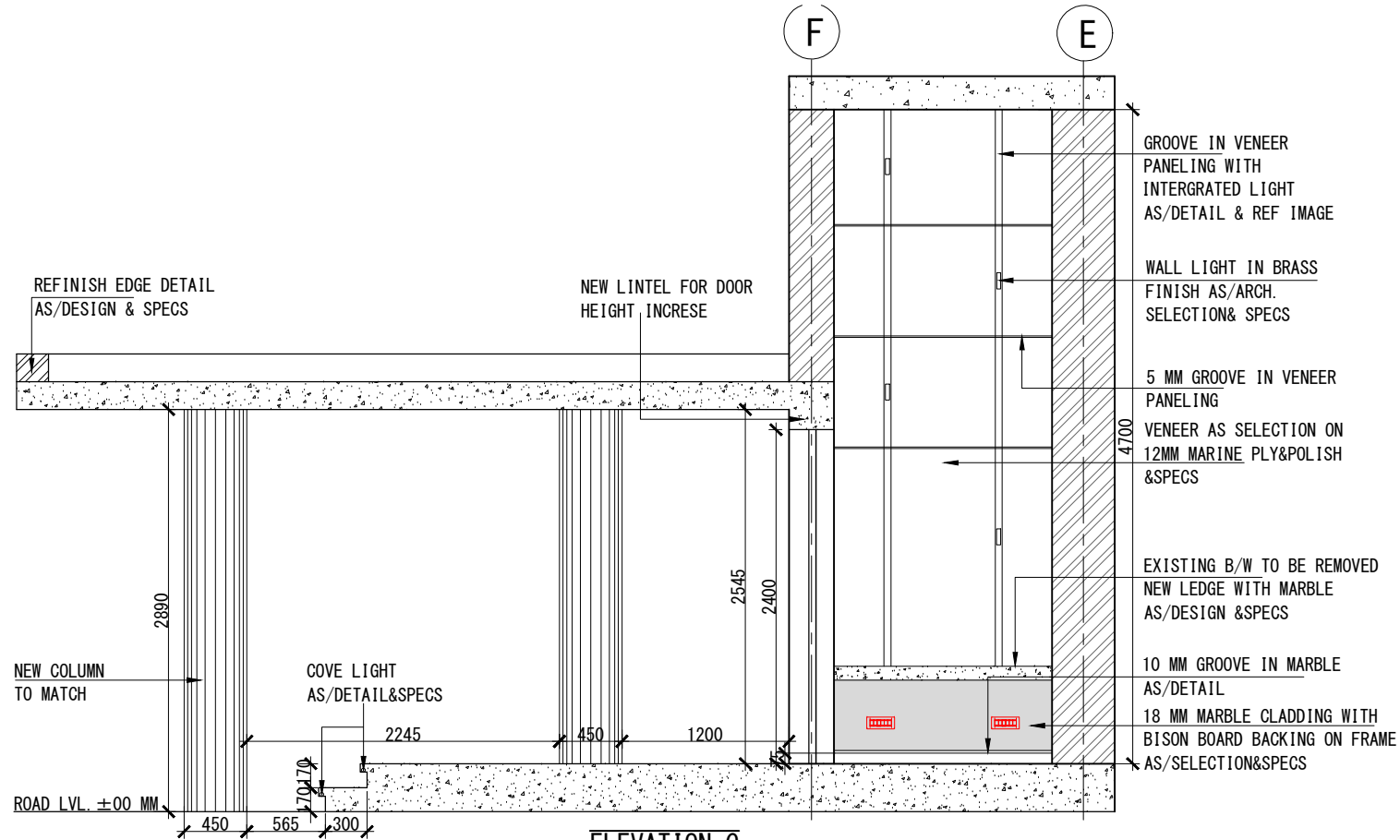





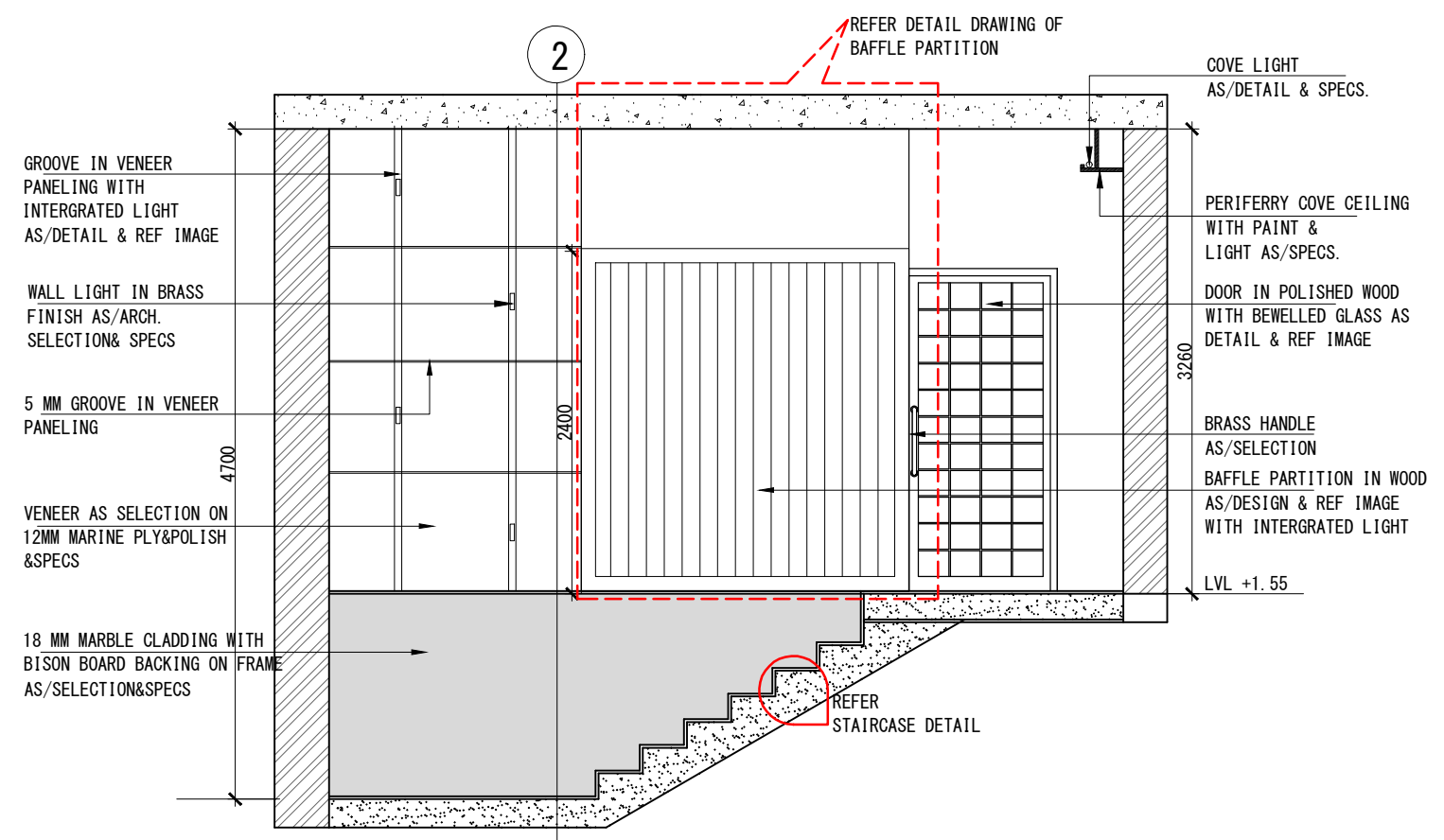
ELEVATION A



ELEVATION B



ELEVATION C



ELEVATION D

Please note - All the dimensions are to be verified at site by the contractor. The heights and wall length taken to be modified as per site and as built dimensions. All final ceiling heights to be confirmed

TENDER DRAWING

NF STUDIO NOVOFORMA

Client's Name -
DELHI GOLF CLUB LTD.

Drawing Title -
ENT LOBBY STAIRCASE
ELEVATION A,B,C&D

Notes -

- All dimensions are to be read and not to be scaled.
- All the dimensions to be verified as per site before commencement of any work.
- Contractor must notify ARCH. and Project Manager of all discrepancies in drawing.
- All revisions to be coordinated with structures and design at site.

REVISIONS

R NO	TITLE	DATE	REMARKS

Project-
ENTRANCE LOBBY AT
DELHI GOLF
CLUB-110003

Dwg No-
AD-Z1-02-03

Drawn by - MR

Checked by -TB

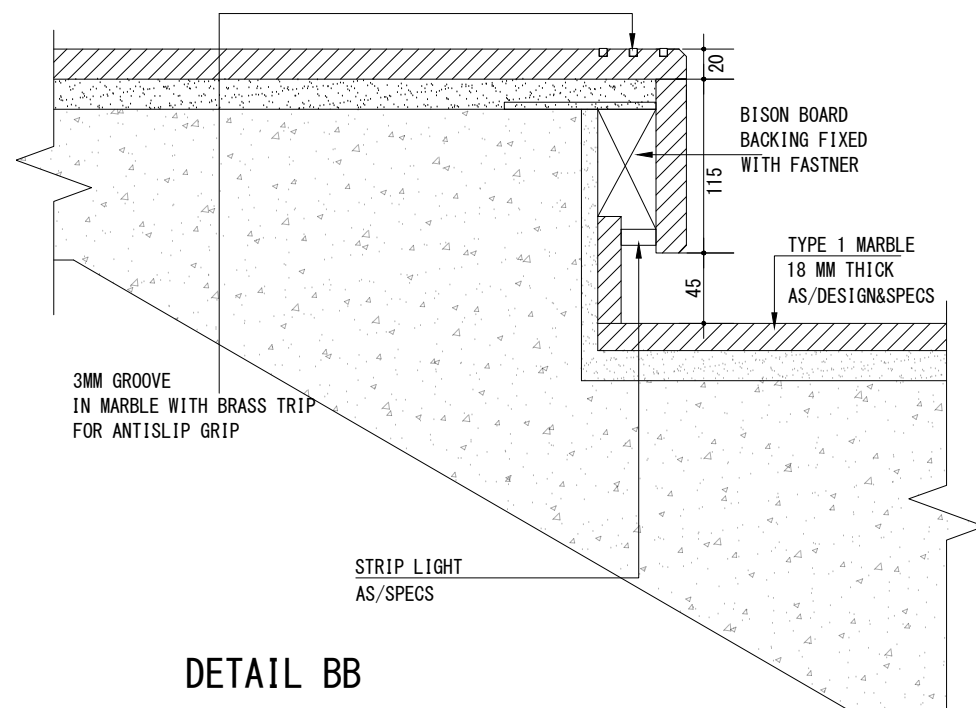
Date -
08/JAN/2026

Scale - 1:50

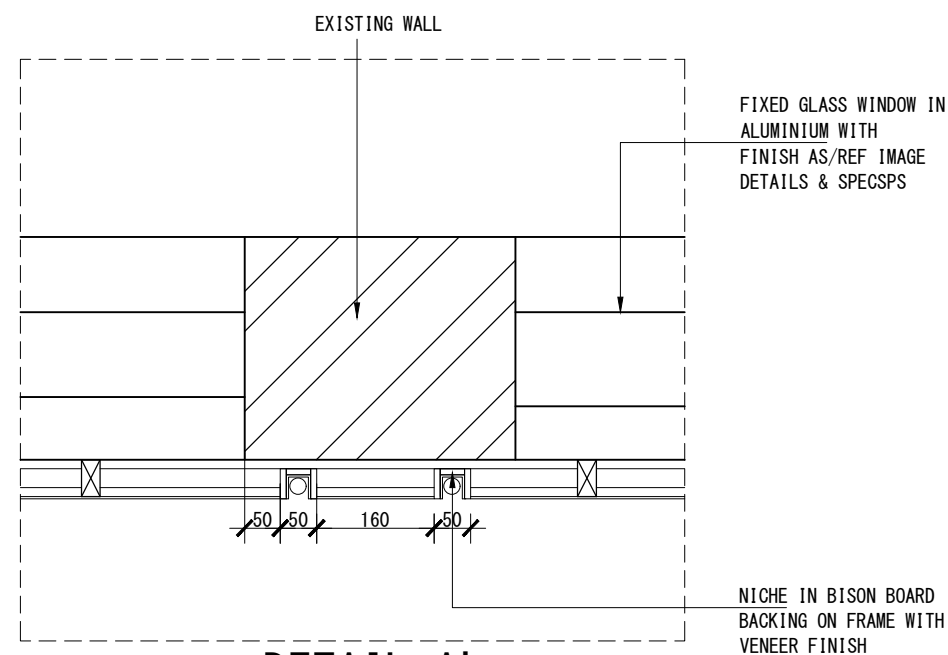
Reissue Date -

Orientation

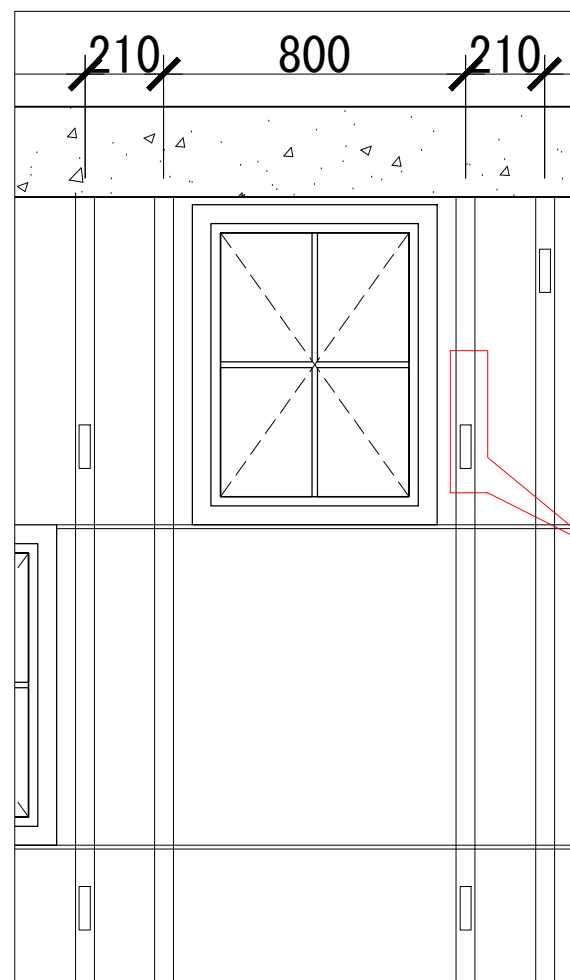




DETAIL BB

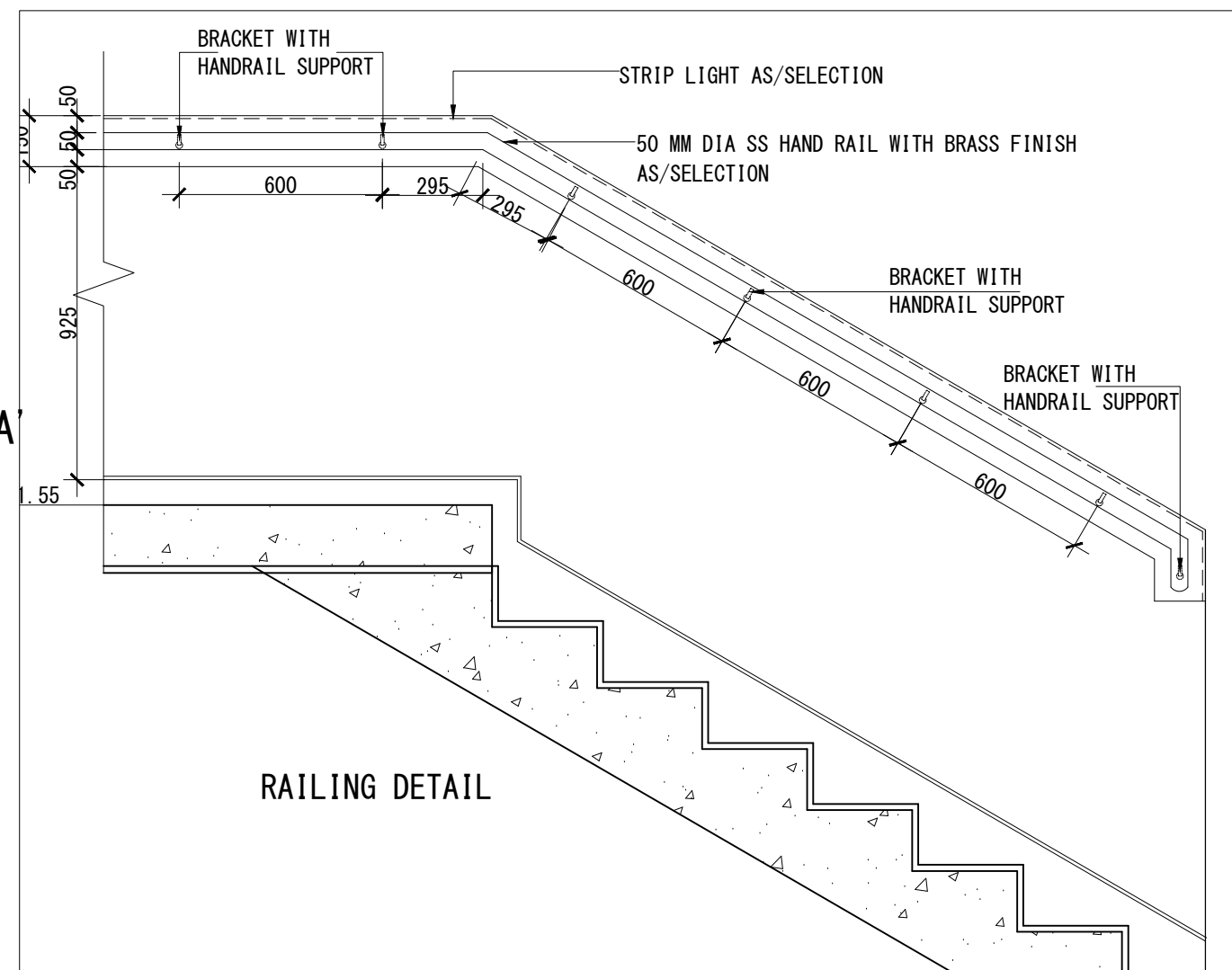


DETAIL-A'
(TYPICAL NICHE DETAIL)

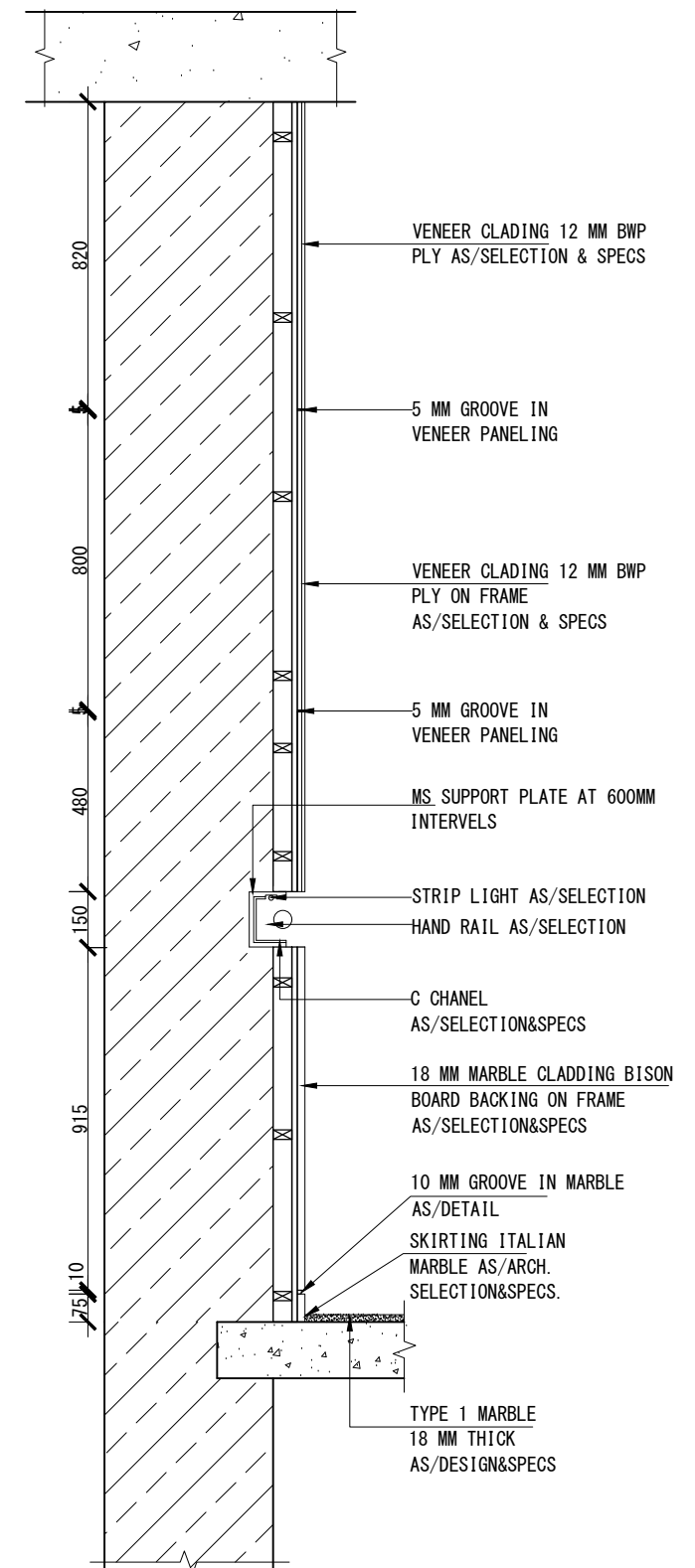


STAIRCASE WALL TYPICAL
NICHE ELEVATION

DETAIL-A'



RAILING DETAIL



WALL DETAIL
THROU STAIRCASE

Please note - All the dimensions are to be verified at site by the contractor. The heights and wall length taken to be modified as per site and as built dimensions. All final ceiling heights to be confirmed

TENDER DRAWING

Notes -

- All dimensions are to be read and not to be scaled.
- All the dimensions to be verified as per site before commencement of any work.
- Contractor must notify ARCH. and Project Manager of all discrepancies in drawing.
- All revisions to be coordinated with structures and design at site.

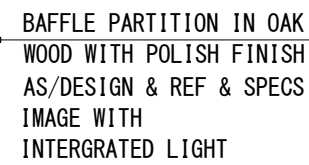
REVISIONS

R NO	TITLE	DATE	REMARKS






WOODEN FRAME DETAIL



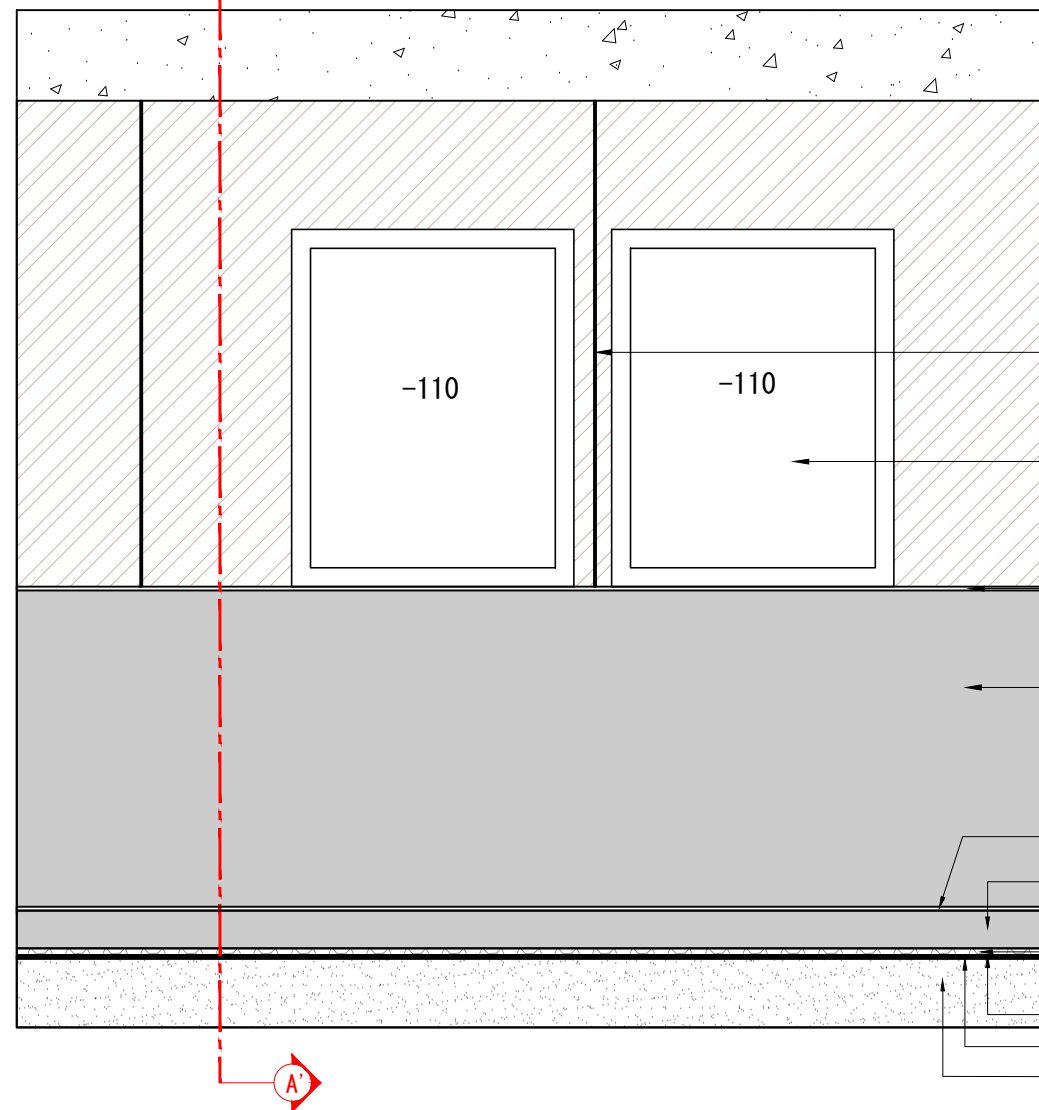
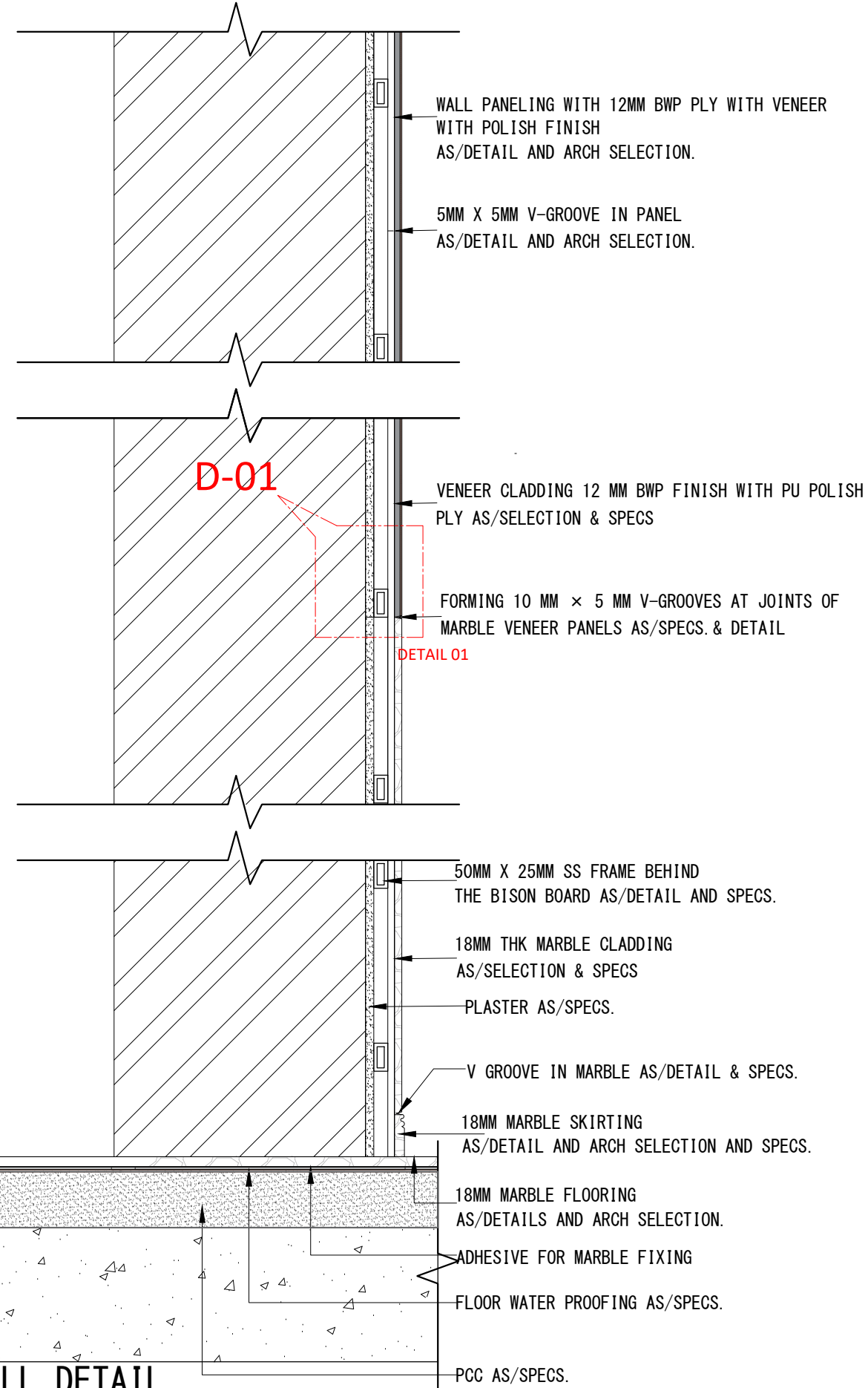
TENDER DRAWING



REF. IMAGE

- 50MM X 25MM SS FRAME BEHIND THE PANEL AS/DETAIL AND SPECS.
- 12 MM BWP FINISH WITH PU POLISH
- WALL PANELING WITH 12MM BWP PLY WITH VENEER WITH POLISH FINISH
- 10MM X 5MM V-GROOVE IN PANEL AS/DETAIL AND ARCH SELECTION.
- 18MM MARBLE CLADDING AS/SELECTION & SPECS
- BISON BOARD BACKING ON FRAME AS/SELECTION&SPECS

DETAIL 01
AT SCALE - 1:5



- WALL PANELING WITH 12MM BWP PLY WITH VENEER & V-GROOVE 5MM X 5MM WITH POLISH FINISH AS/DETAIL AND ARCH SELECTION.
- FIXED GLASS WINDOW IN ALUMINIUM WITH FINISH AS/REF IMAGE DETAILS & SPECS AS/DESIGN & SPECS
- FORMING 10 MM × 5 MM V-GROOVES AT JOINTS OF MARBLE VENEER PANELS AS/SPECS. & DETAIL
- 18 MM MARBLE CLADDING WITH BISON BOARD BACKING ON FRAME AS/SELECTION&SPECS
- V GROOVE IN MARBLE AS/DETAIL & SPECS.
- 18MM MARBLE SKIRTING AS/DETAIL AND ARCH SELECTION AND SPECS.
- 18MM MARBLE FLOORING AS/DETAILS AND ARCH SELECTION.
- ADHESIVE FOR MARBLE FIXING
- FLOOR WATER PROOFING AS/SPECS.
- PCC AS/SPECS.

ENTRANCE LOBBY PART ELEVATION

WALL DETAIL

Note - All the dimensions are to be verified from site by the contractor. The heights and wall length taken to be modified as per site and as built dimensions.

TENDER DRAWING

NSTUDIO NOVOFORMA

Client's Name -
DELHI GOLF CLUB LTD.

Drawing Title -
ENTRANCE LOBBY
PANEL DETAIL

Notes -

- All dimensions are to be read and not to be scaled.
- All the dimensions to be verified as per site before commencement of any work.
- Contractor must notify Architect and / or Project Manager of all discrepancies in drawing.
- All revisions to be coordinated with structures and design at site.

REVISIONS

R NO	TITLE	DATE	REMARKS

Project-
ENTRANCE LOBBY-
MAIN BUILDING -
DELHI GOLF CLUB LTD

Dwg No-
AD_Z1_05_03

Drawn by - AH

Checked by -TB

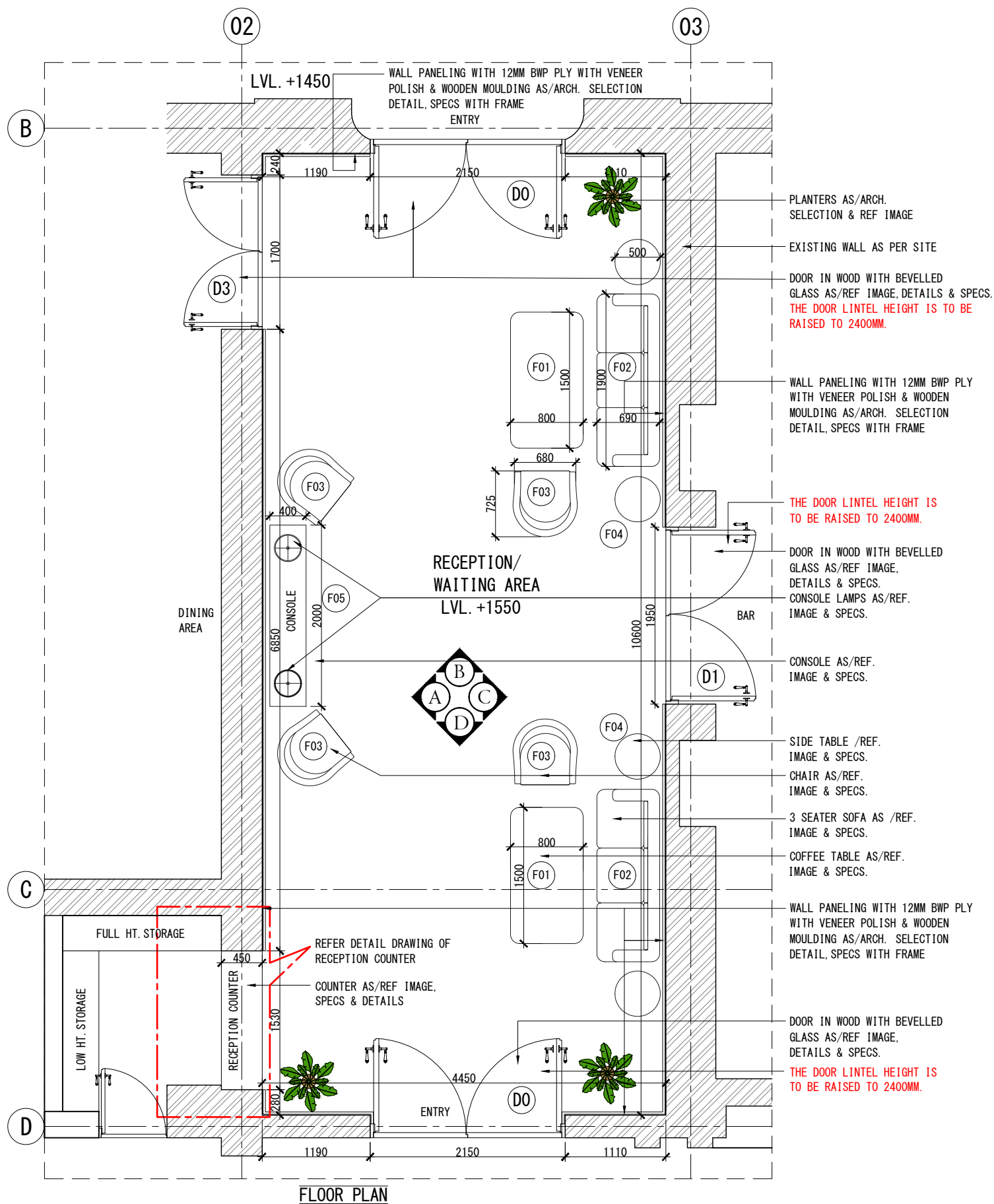
Date -
08-JAN-2025

Scale - 1:20
1:10


Reissue Date -

Orientation





RENDER IMAGE



RENDER IMAGE



F02. SOFA REF. IMAGE



F03. CHAIR REF. IMAGE



WOODEN PANEL WALL REF. IMAGE



F01. COFFEE TABLE REF. IMAGE



F05. CONSOLE REF. IMAGE



F04. SIDE TABLE REF. IMAGE



PLANTERS REF. IMAGE



CHANDELIER REF. IMAGE




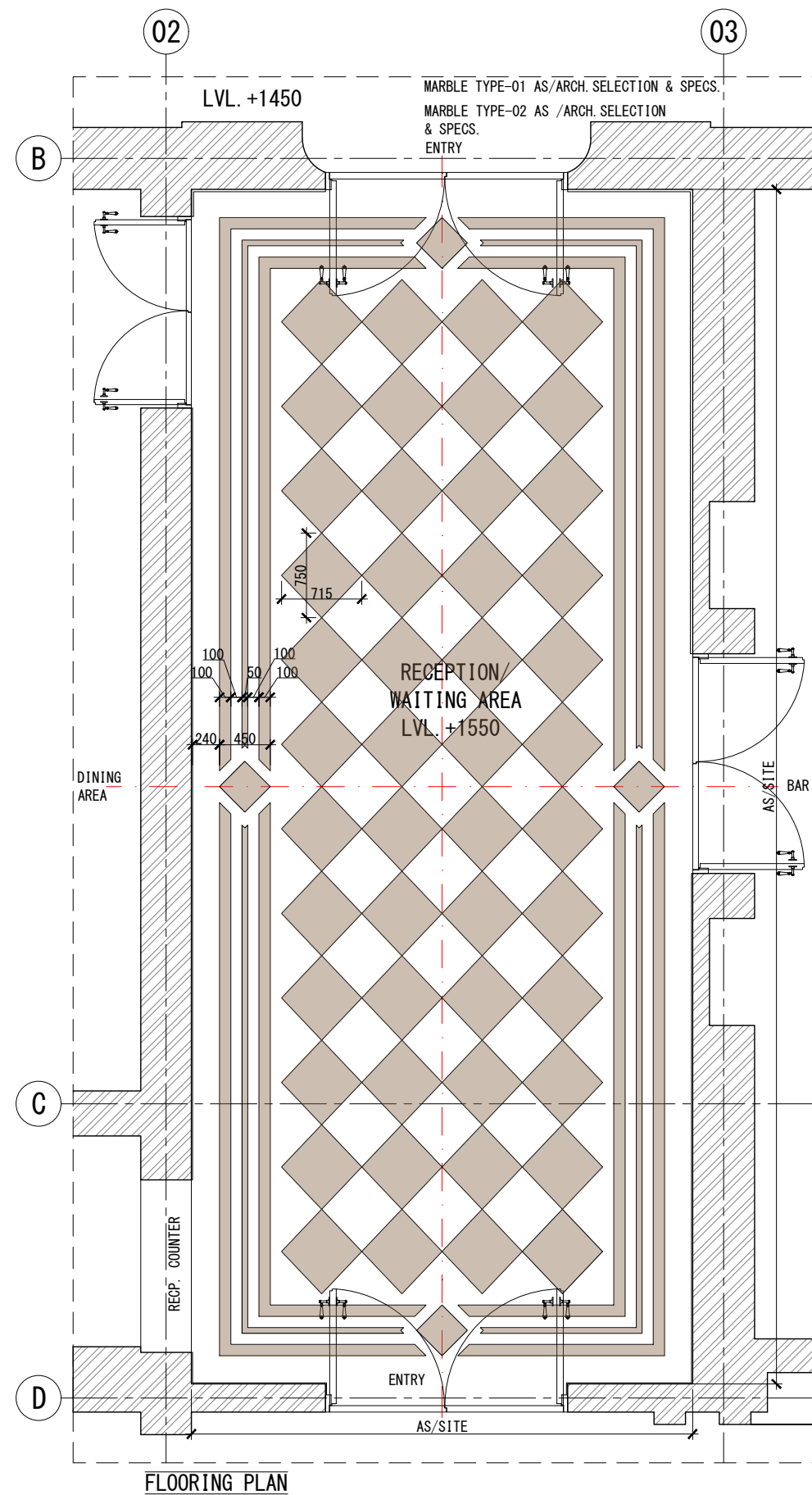
WOODEN DOOR REF. IMAGE



Note - All the dimensions are to be verified from site by the contractor. The heights and wall length taken to be modified as per site and as built dimensions.

TENDER DRAWINGS

REVISIONS			
R NO	TITLE	DATE	REMARKS





LEGEND FOR MARBLE	
	MARBLE TYPE-01 AS/SELECTION
	MARBLE TYPE-02 AS/SELECTION



FLOORING REF. IMAGE

Note - All the dimensions are to be verified from site by the contractor. The heights and wall length taken to be modified as per site and as built dimensions.

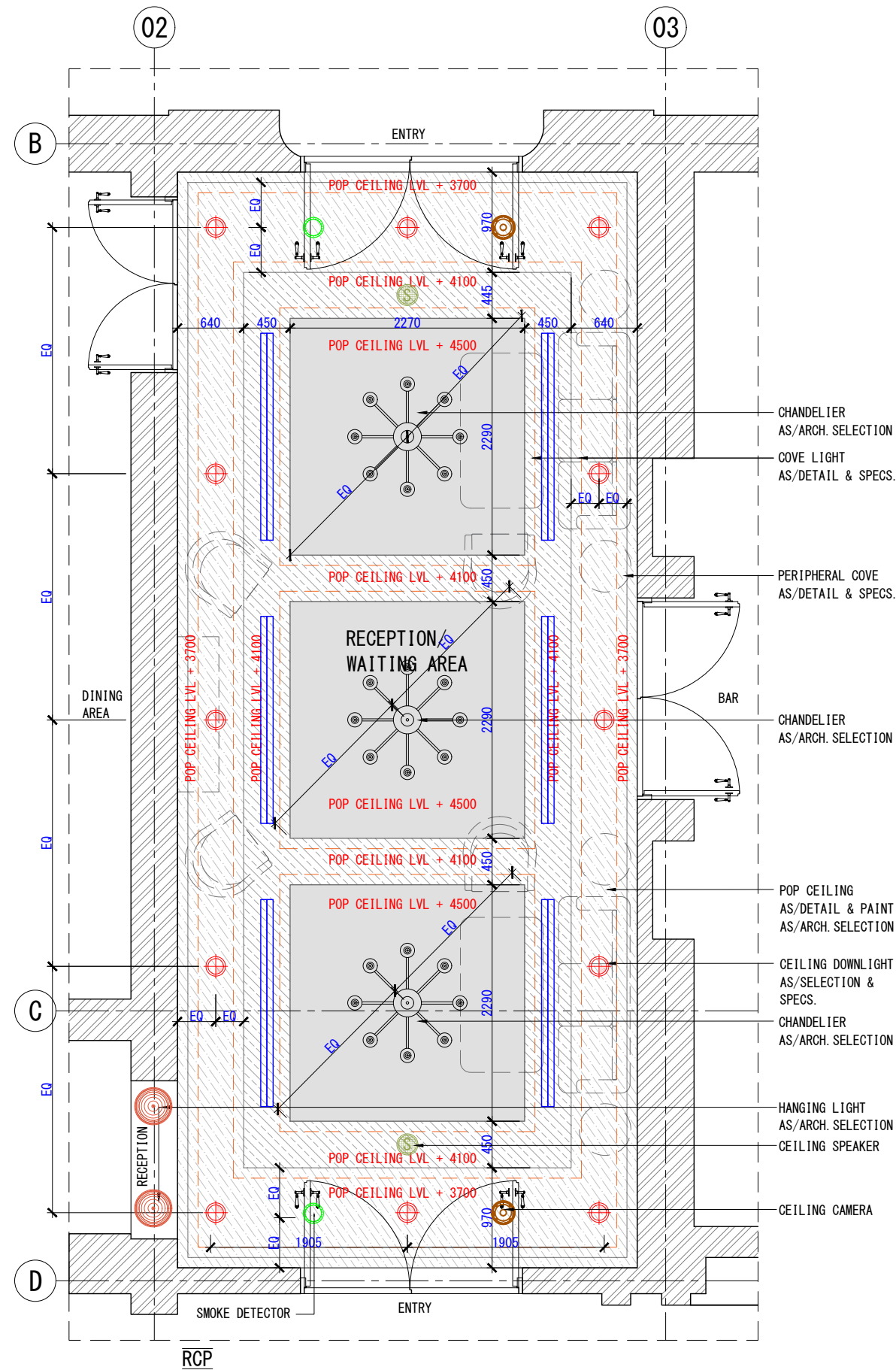
TENDER DRAWINGS

Notes -

- All dimensions are to be read and not to be scaled.
- All the dimensions to be verified as per site before commencement of any work.
- Contractor must notify ARCH. and / or Project Manager of all discrepancies in drawing.
- All revisions to be coordinated with structures and design at site.

REVISIONS			
R NO	TITLE	DATE	REMARKS





COFFERED CEILING REF. IMAGE



CHANDELIER REF. IMAGE



CEILING DOWNLIGHT REF. IMAGE

RCP LEGEND	
	SLOT PROFILE FOR HVAC AS/SELECTION
	SPEAKER
	COB ADJUSTABLE LIGHT
	LED COVE LIGHT
	CHANDELIER AS/SELECTION
	HANGING LIGHT
	CEILING CAMERA
	SMOKE DETECTOR

NOTE:-

1. SPEAKER POINT & (SUBJECT TO ASSESSMENT BY VENDOR)
2. CONTINUOUS AC SLOT DIFFUSER (SUBJECT TO ASSESSMENT BY VENDOR)

Note - All the dimensions are to be verified from site by the contractor. The heights and wall length taken to be modified as per site and as built dimensions.

TENDER DRAWINGS

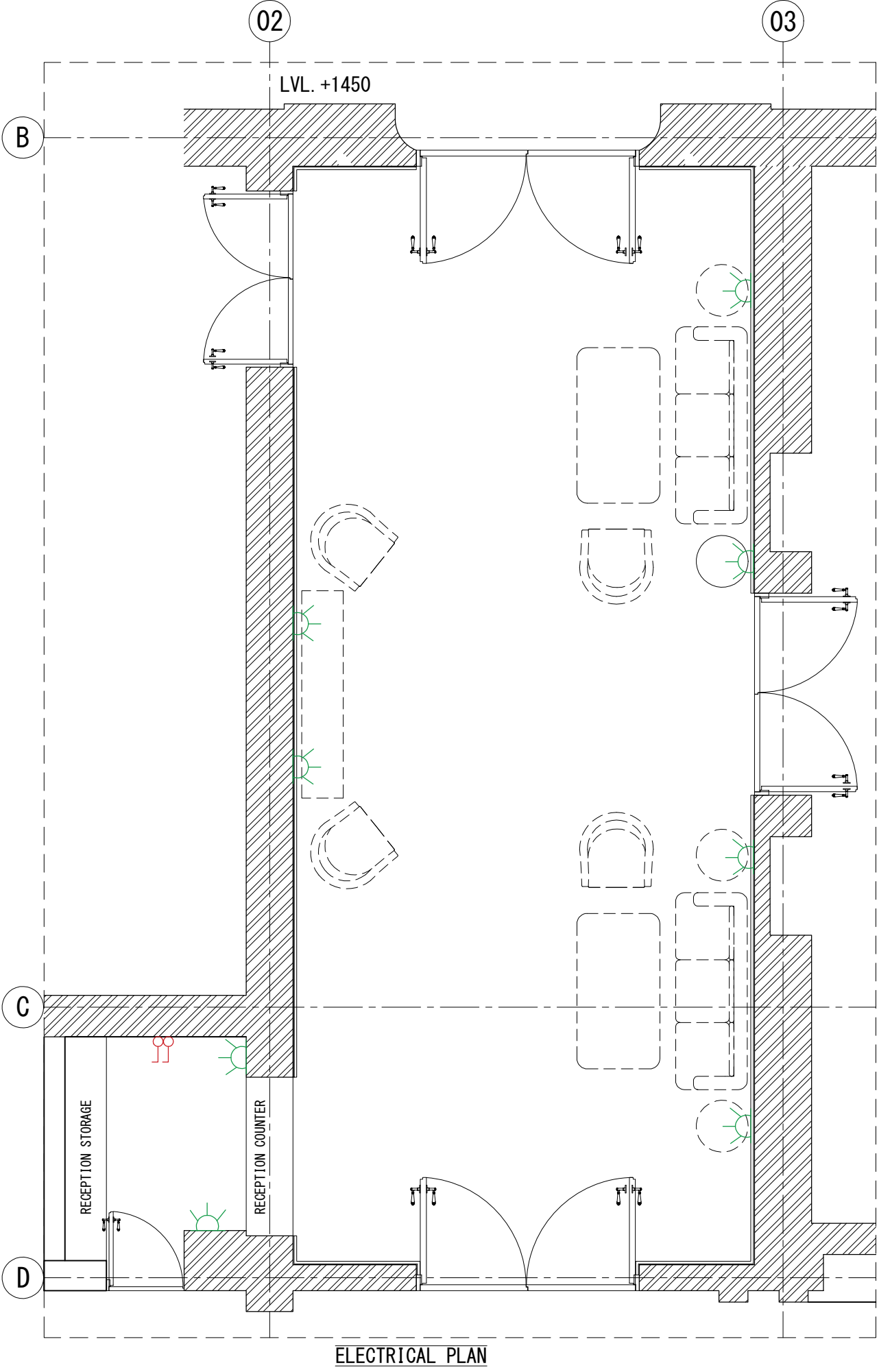
Notes -

- All dimensions are to be read and not to be scaled.
- All the dimensions to be verified as per site before commencement of any work.
- Contractor must notify ARCH. and / or Project Manager of all discrepancies in drawing.
- All revisions to be coordinated with structures and design at site.

REVISIONS

R NO	TITLE	DATE	REMARKS





ELECTRICAL LEGEND

SYMBOL	FIXTURE	HEIGHT
	ONE WAY SWITCH	1200 MM
	TWO WAY SWITCH BOARD	1200 MM
	MINIATURE CIRCUIT BREAKER	1370 MM
	6A&16A SWITCH SOCKET	1000 MM
	6A&16A SWITCH SOCKET	300 MM
	6A&16A SWITCH SOCKET (FLOOR SOCKET)	

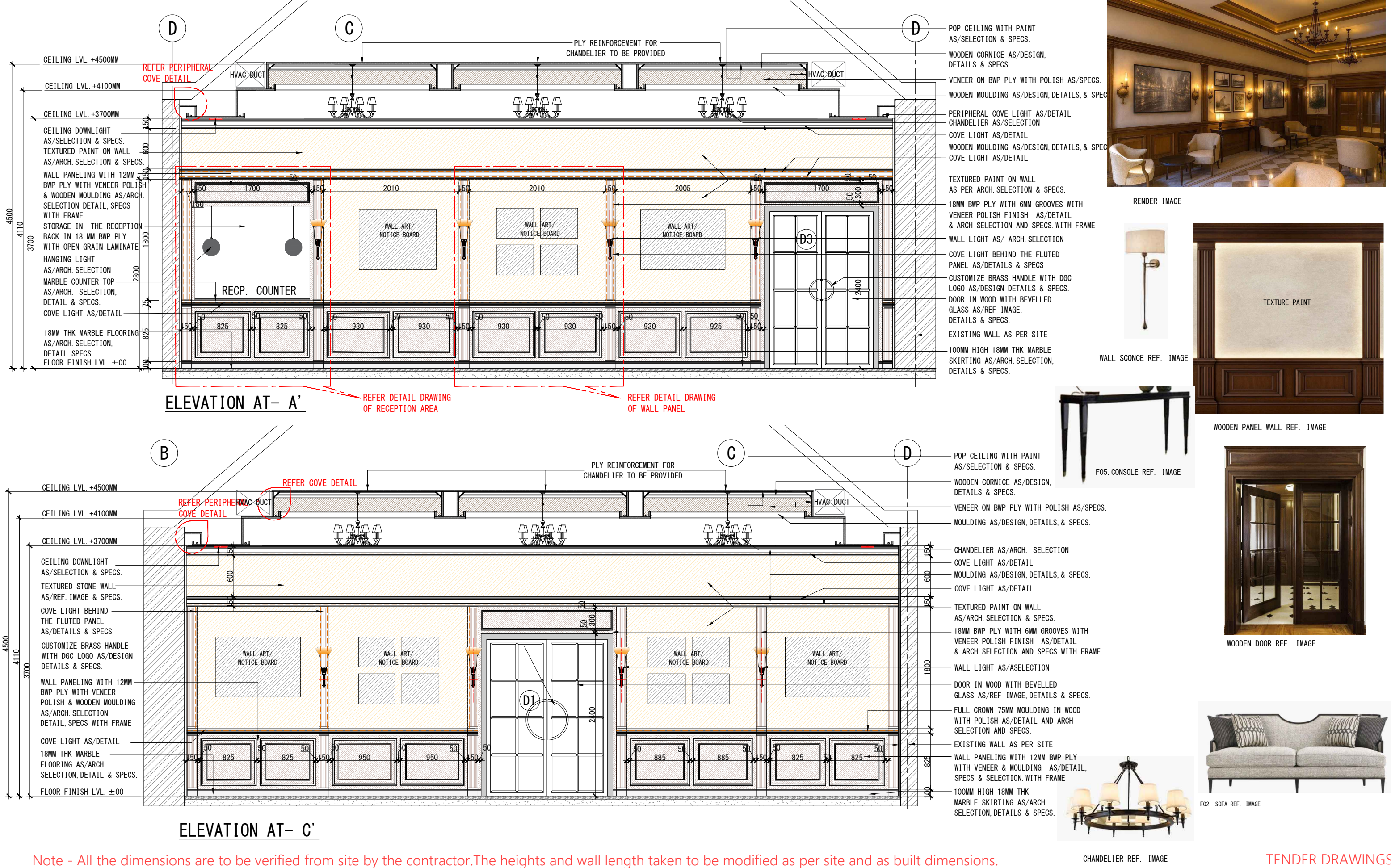
HIGH – EACH WITH 1USB 1 POWER 1 LIGHT
LOW – EACH WITH 1USB 1 POWER 1 LIGHT
ALL SOCKET TO BE UNIVERSAL PLUG COMPLAINT

NOTE:

01. THIS PLAN TO BE READ IN CONJUNCTION WITH ELEVATIONS FOR WALL LIGHT LOCATIONS
02. ALL ZONES WITH COVE LIGHTS IN CEILING & IN MIRROR TO HAVE LIGHT POINTSBEHIND.
03. ALL SOCKET TO BE UNIVERSAL PLUG COMPLAINT

Note - All the dimensions are to be verified from site by the contractor.The heights and wall length taken to be modified as per site and as built dimensions.

TENDER DRAWINGS



Note - All the dimensions are to be verified from site by the contractor. The heights and wall length taken to be modified as per site and as built dimensions.

Client's Name -
DELHI GOLF CLUB LTD.

Drawing Title -
ELEVATIONS AT-AA &
CC'

Notes -

- All dimensions are to be read and not to be scaled.
- All the dimensions to be verified as per site before commencement of any work.
- Contractor must notify ARCH. and / or Project Manager of all discrepancies in drawing.
- All revisions to be coordinated with structures and design at site.

REVISIONS			
R NO	TITLE	DATE	REMARKS

Project-
RECEPTION AREA
AT DELHI GOLF
CLUB-110003

Dwg No-
AD_Z2_02_01

Drawn by - KS

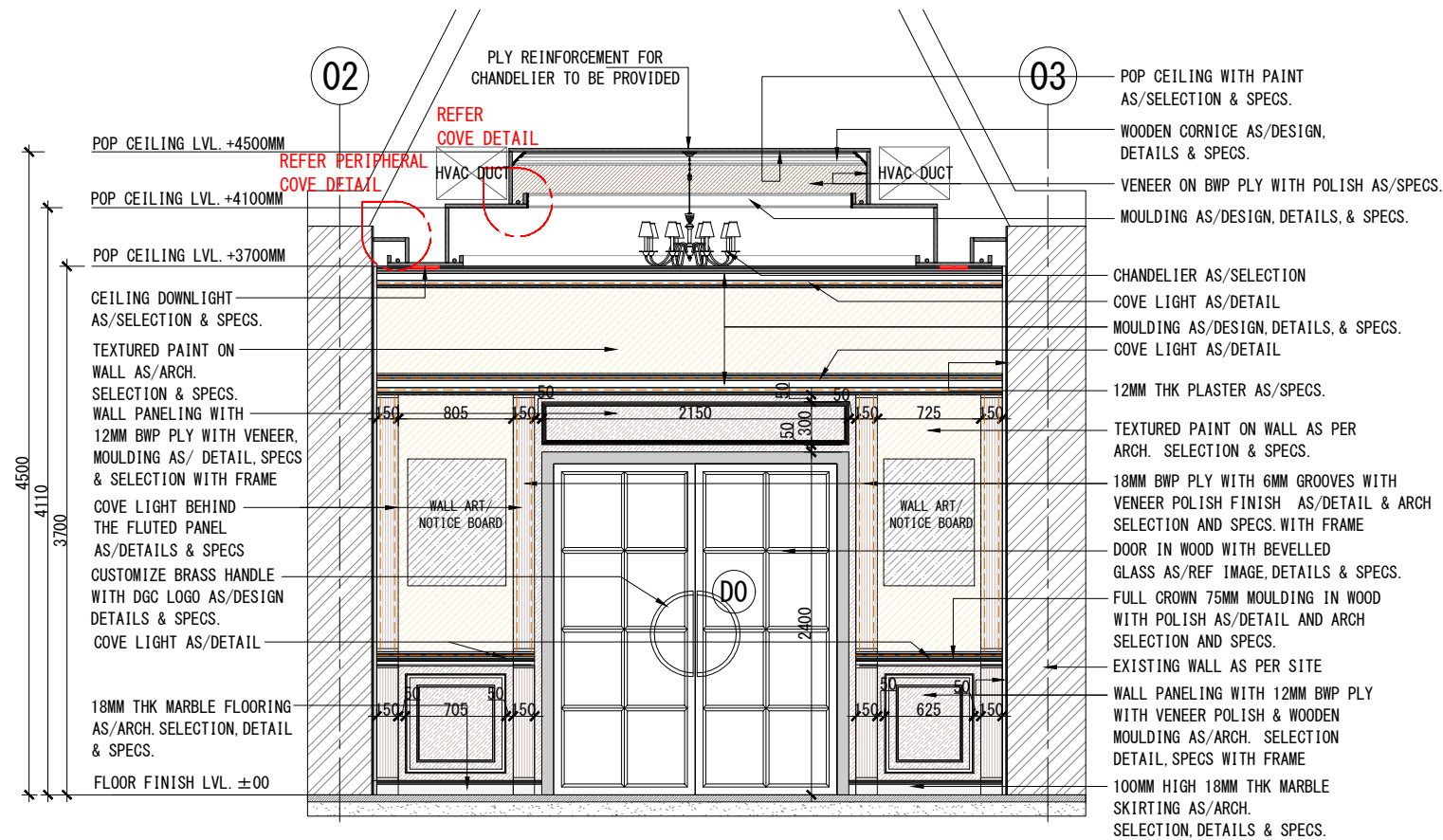
Checked by -TB

Date -
08-JAN-2025

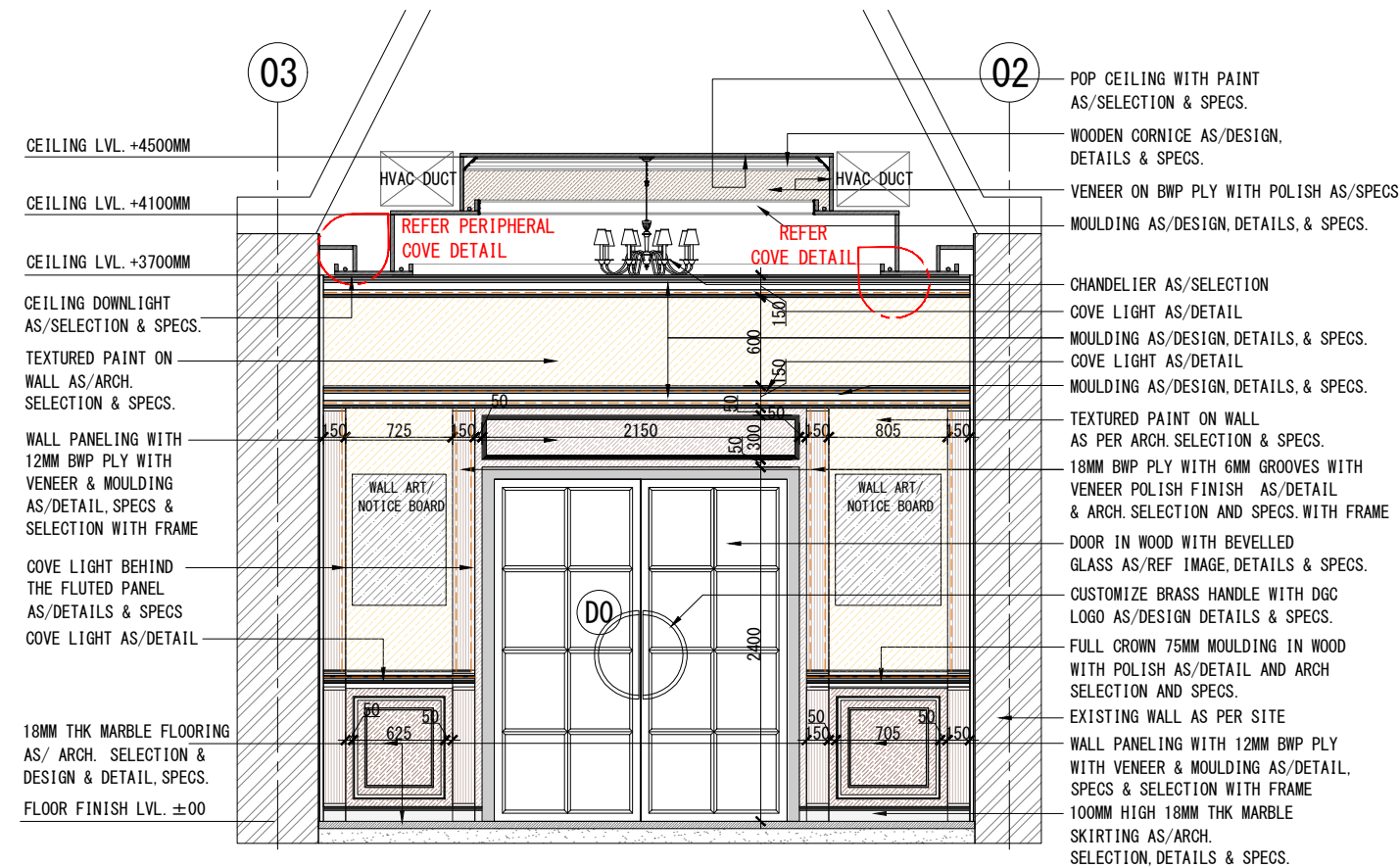
Scale - 1:50

Reissue Date -


Orientation




ELEVATION AT- B'



ELEVATION AT- D'



RENDER IMAGE



COFFERED CEILING REF. IMAGE



F01. COFFEE TABLE REF. IMAGE



F02. SOFA REF. IMAGE



F03. CHAIR REF. IMAGE



F04. SIDE TABLE REF. IMAGE



WOODEN DOOR REF. IMAGE



WALL SCONCE REF. IMAGE



WOODEN PANEL WALL REF. IMAGE



CHANDELIER REF. IMAGE



F05. CONSOLE REF. IMAGE

Note - All the dimensions are to be verified from site by the contractor. The heights and wall length taken to be modified as per site and as built dimensions.

TENDER DRAWINGS



Client's Name -
DELHI GOLF CLUB LTD.

Drawing Title -
ELEGATIONS AT-BB & DD'

Notes -

- All dimensions are to be read and not to be scaled.
- All the dimensions to be verified as per site before commencement of any work.
- Contractor must notify ARCH. and / or Project Manager of all discrepancies in drawing.
- All revisions to be coordinated with structures and design at site.

REVISIONS			
R NO	TITLE	DATE	REMARKS

Project-
RECEPTION AREA
AT DELHI GOLF CLUB-110003

Dwg No-
AD_Z2_02_02

Drawn by - KS

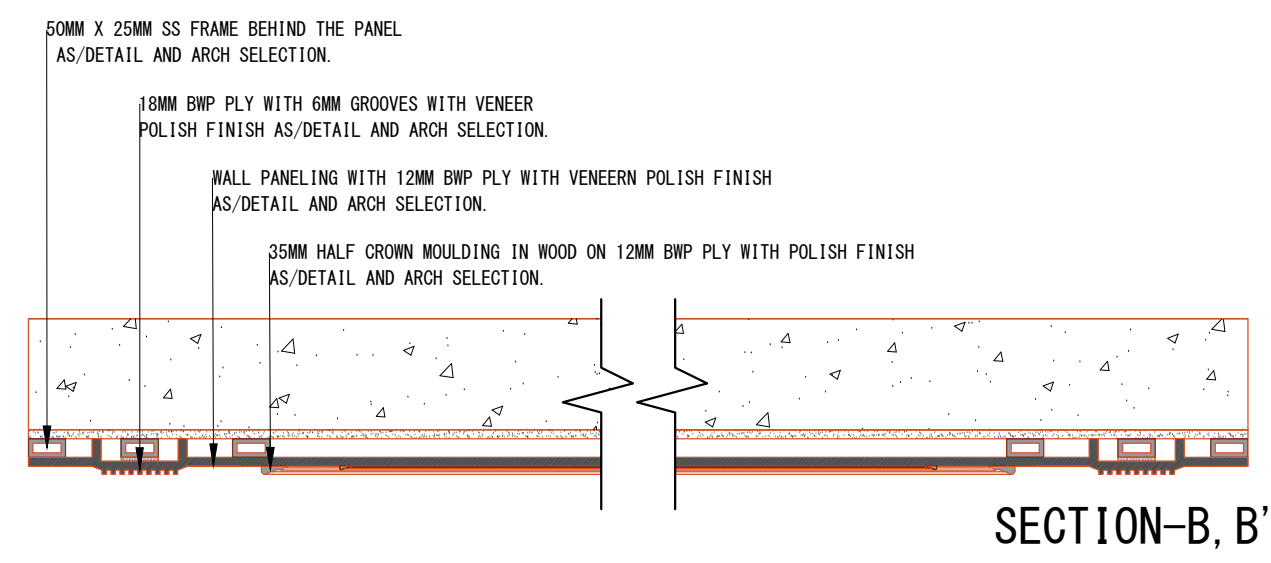
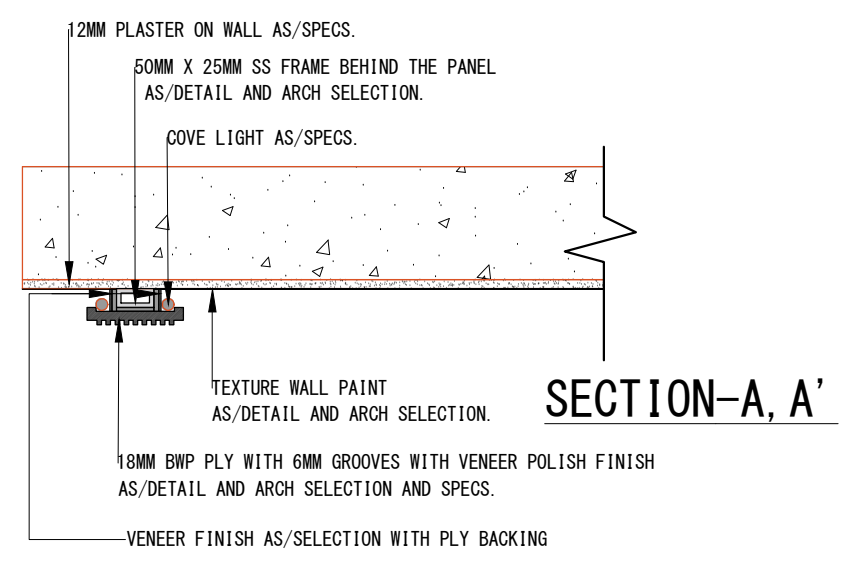
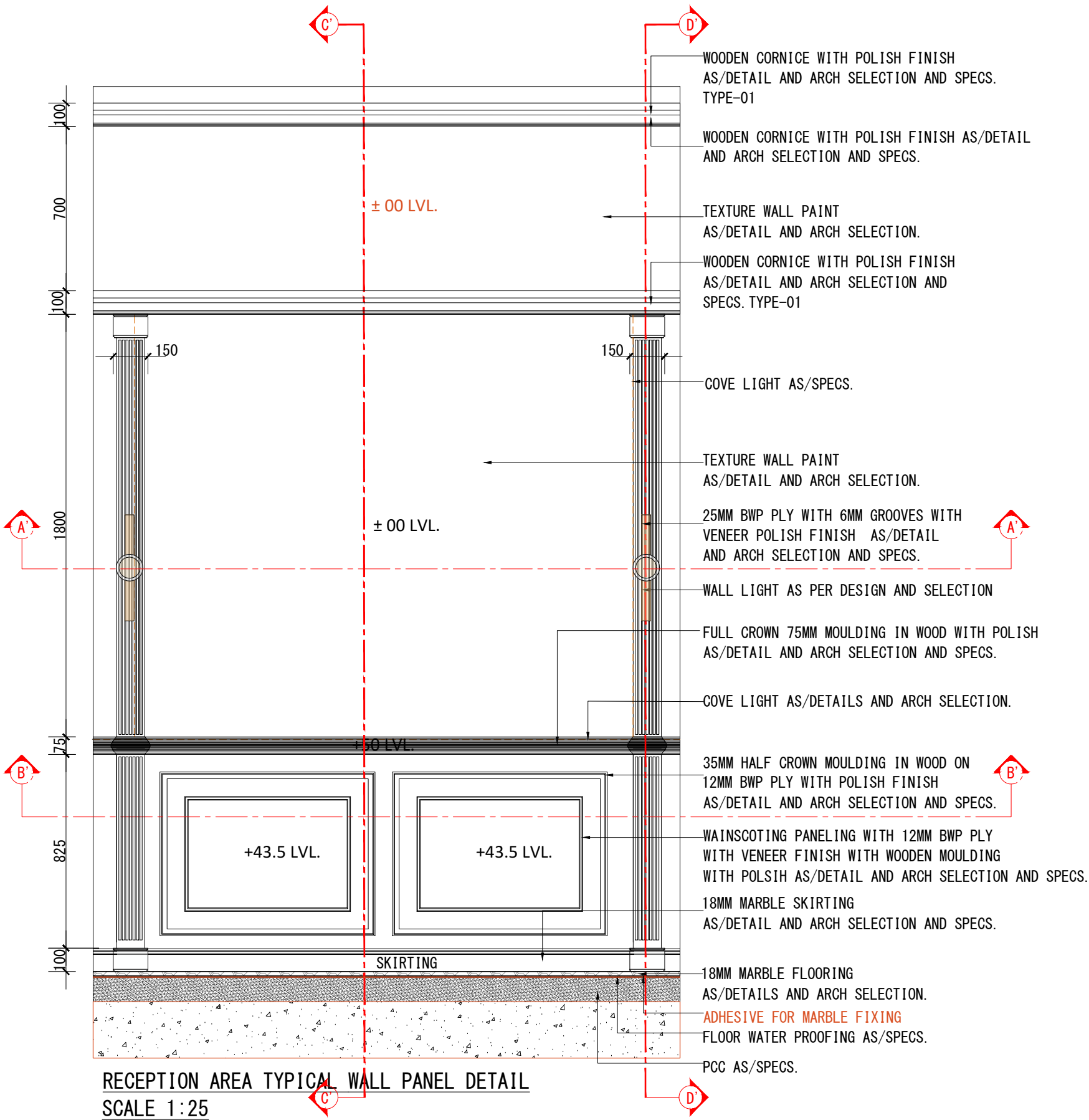
Checked by -TB

Date -
08-JAN-2025

Scale - 1:50

Reissue Date -

Orientation



PANEL REFERENCE IMAGE



RENDER IMAGE

Note - All the dimensions are to be verified from site by the contractor. The heights and wall length taken to be modified as per site and as built dimensions.

TENDER DRAWING



Client's Name -
DELHI GOLF CLUB LTD.

Drawing Title -
RECEPTION AREA TYPICAL
WALL PANEL DETAIL

Notes -

- All dimensions are to be read and not to be scaled.
- All the dimensions to be verified as per site before commencement of any work.
- Contractor must notify Architect and / or Project Manager of all discrepancies in drawing.
- All revisions to be coordinated with structures and design at site.

REVISIONS			
R NO	TITLE	DATE	REMARKS

Project-
RECEPTION AREA -
DELHI GOLF CLUB
LTD

Dwg No-
AD_Z2_05_01

Drawn by - KS

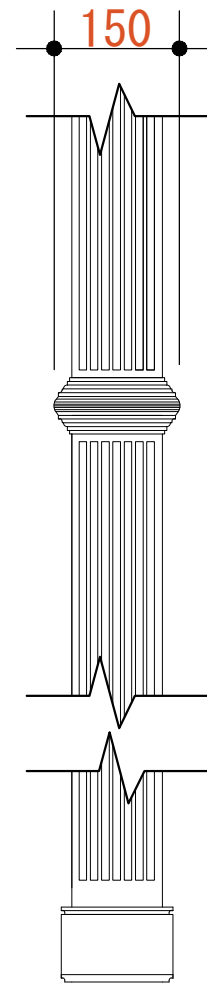
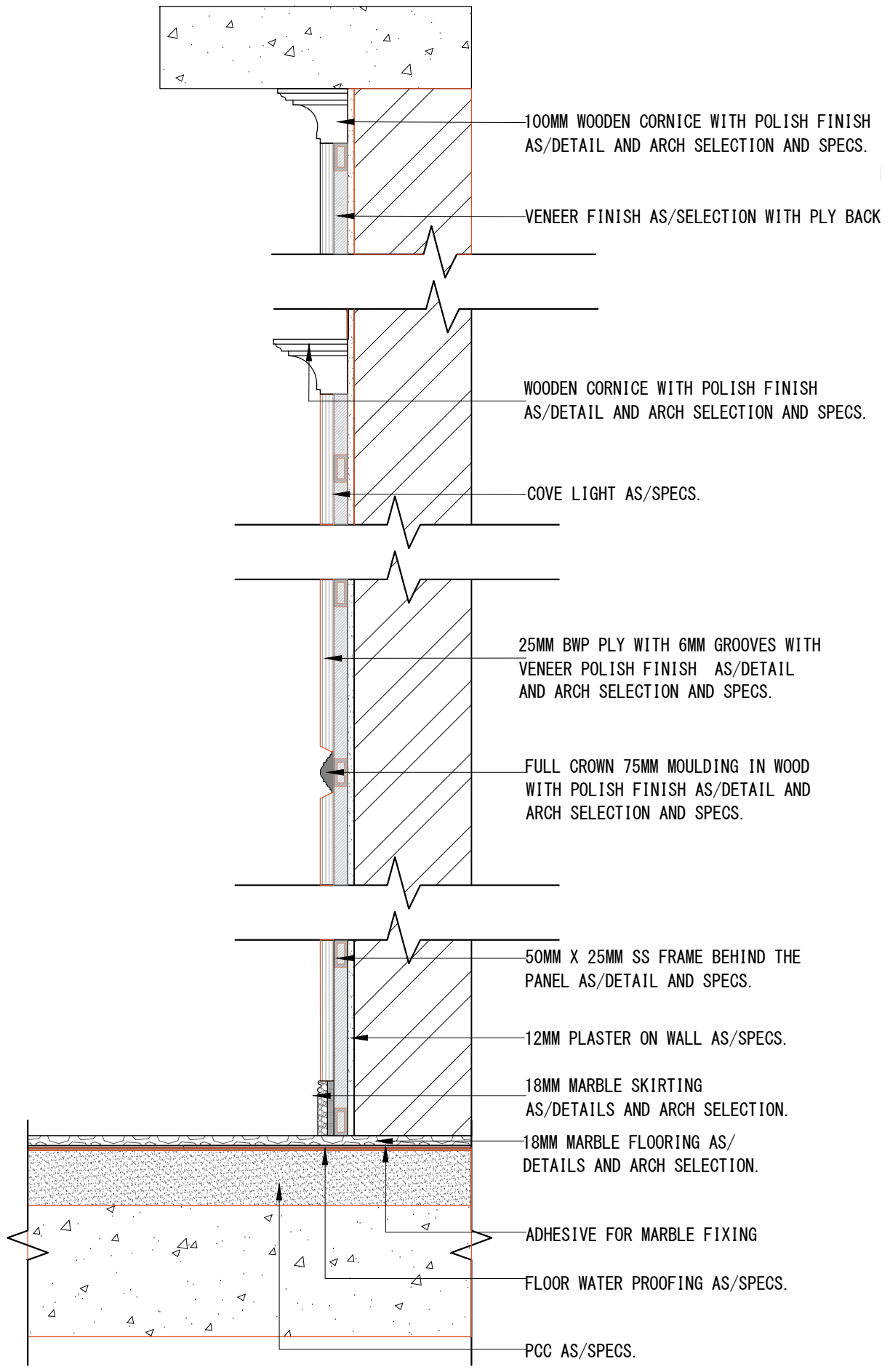
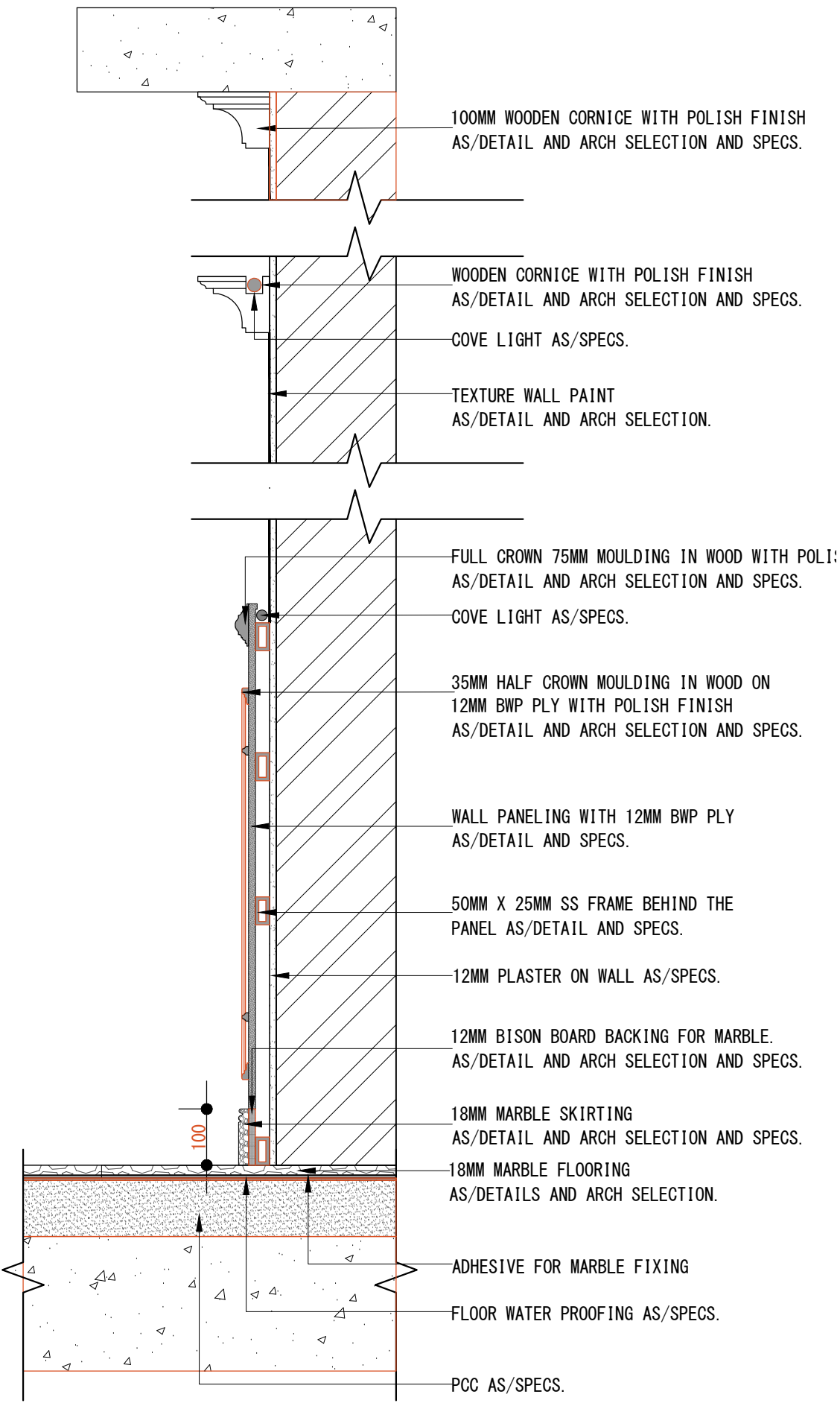
Checked by -TB

Date -
08-JAN-2025

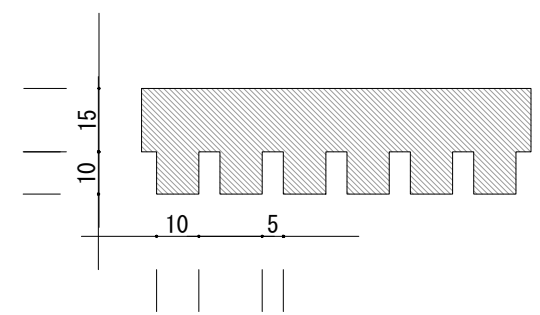
Scale - 1:20
1:10

Reissue Date -

Orientation




PILASTER DESIGN
ELEVATION



Note - All the dimensions are to be verified from site by the contractor. The heights and wall length taken to be modified as per site and as built dimensions.

TENDER DRAWING



NSTUDIO NOVOFORMA

Client's Name -
DELHI GOLF CLUB LTD.

Drawing Title -
RECEPTION AREA TYPICAL
WALL PANEL DETAIL

Notes -

- All dimensions are to be read and not to be scaled.
- All the dimensions to be verified as per site before commencement of any work.
- Contractor must notify Architect and / or Project Manager of all discrepancies in drawing.
- All revisions to be coordinated with structures and design at site.

REVISIONS			
R NO	TITLE	DATE	REMARKS

Project-
RECEPTION AREA -
DELHI GOLF CLUB
LTD

Dwg No-
AD_Z2_05_02

Drawn by - KS


Checked by -TB

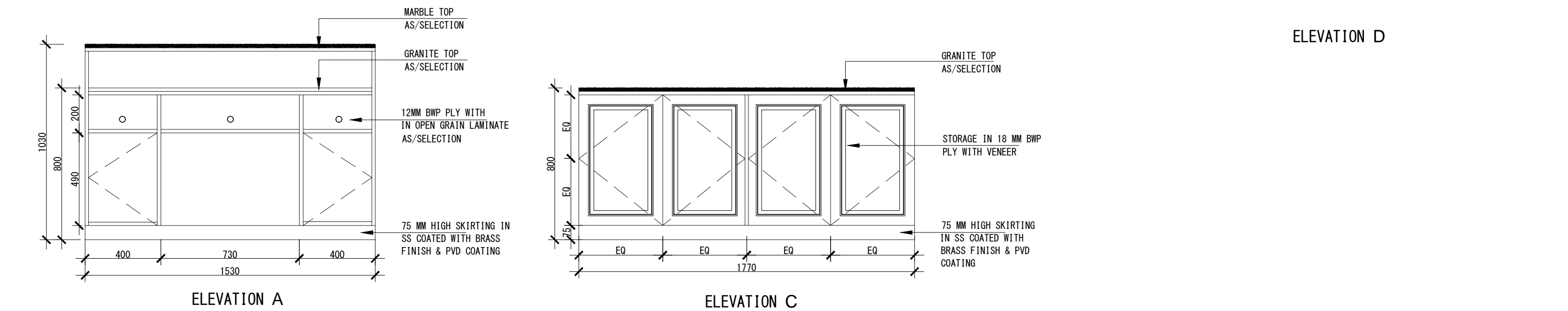
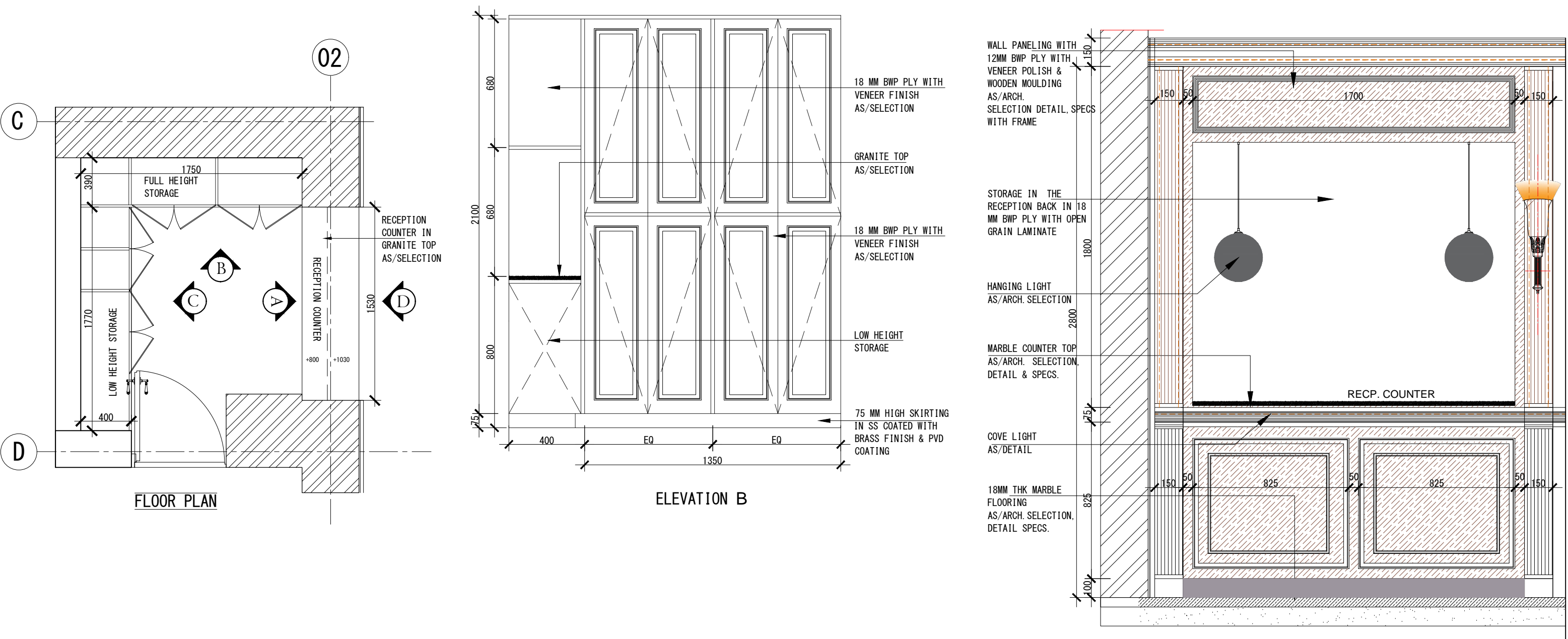
Date -
08-JAN-2025

Scale - 1:20
1:10

Reissue Date -


Orientation





Note - All the dimensions are to be verified from site by the contractor. The heights and wall length taken to be modified as per site and as built dimensions.

TENDER DRAWINGS



Client's Name -
DELHI GOLF CLUB LTD.

Drawing Title -
RECEPTION COUNTER
DETAIL

Notes -

- All dimensions are to be read and not to be scaled.
- All the dimensions to be verified as per site before commencement of any work.
- Contractor must notify ARCH. and / or Project Manager of all discrepancies in drawing.
- All revisions to be coordinated with structures and design at site.

REVISIONS			
R NO	TITLE	DATE	REMARKS

Project-
RECEPTION AREA
AT DELHI GOLF
CLUB-110003

Dwg No-
AD_Z2_05_03

Drawn by - MR


Checked by -TB

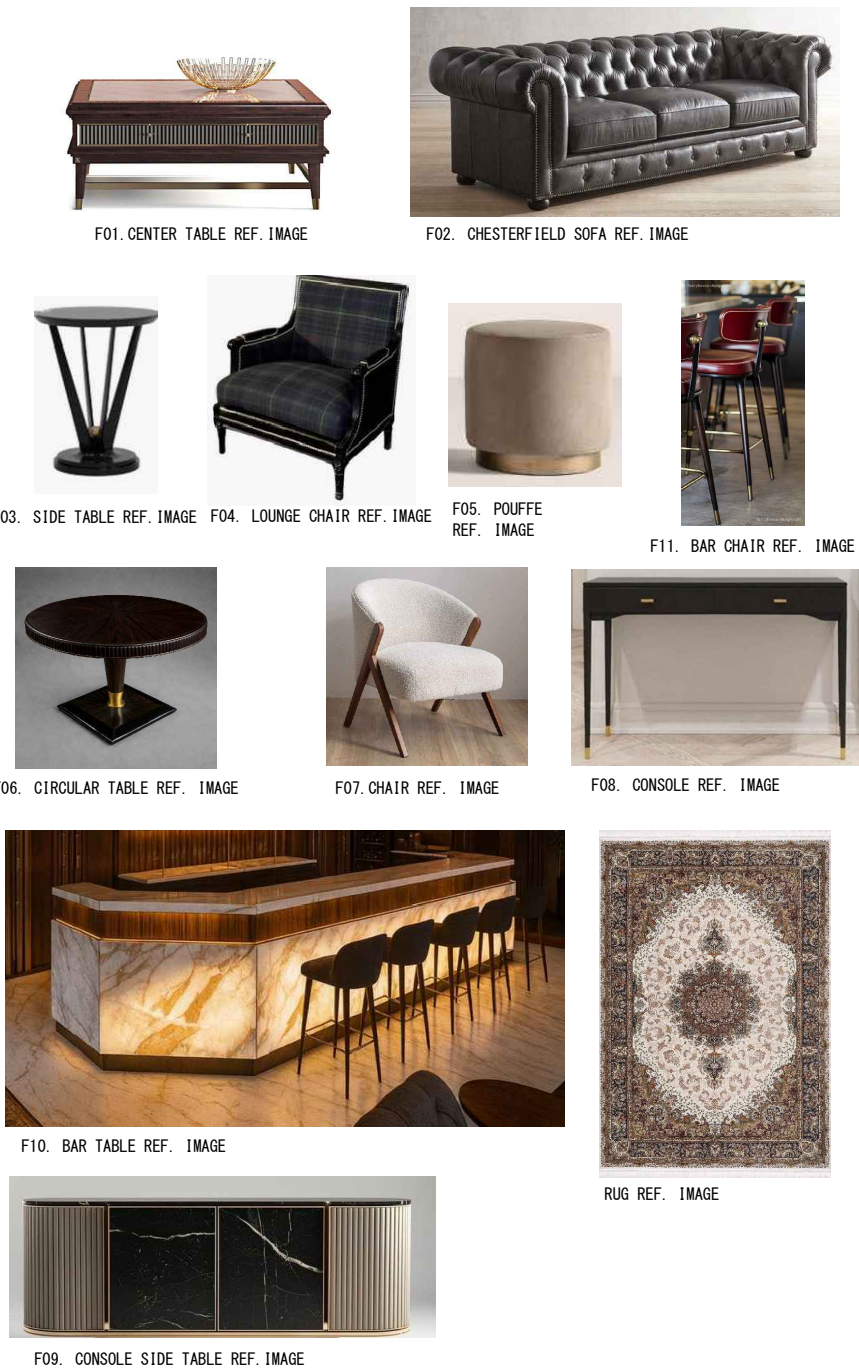
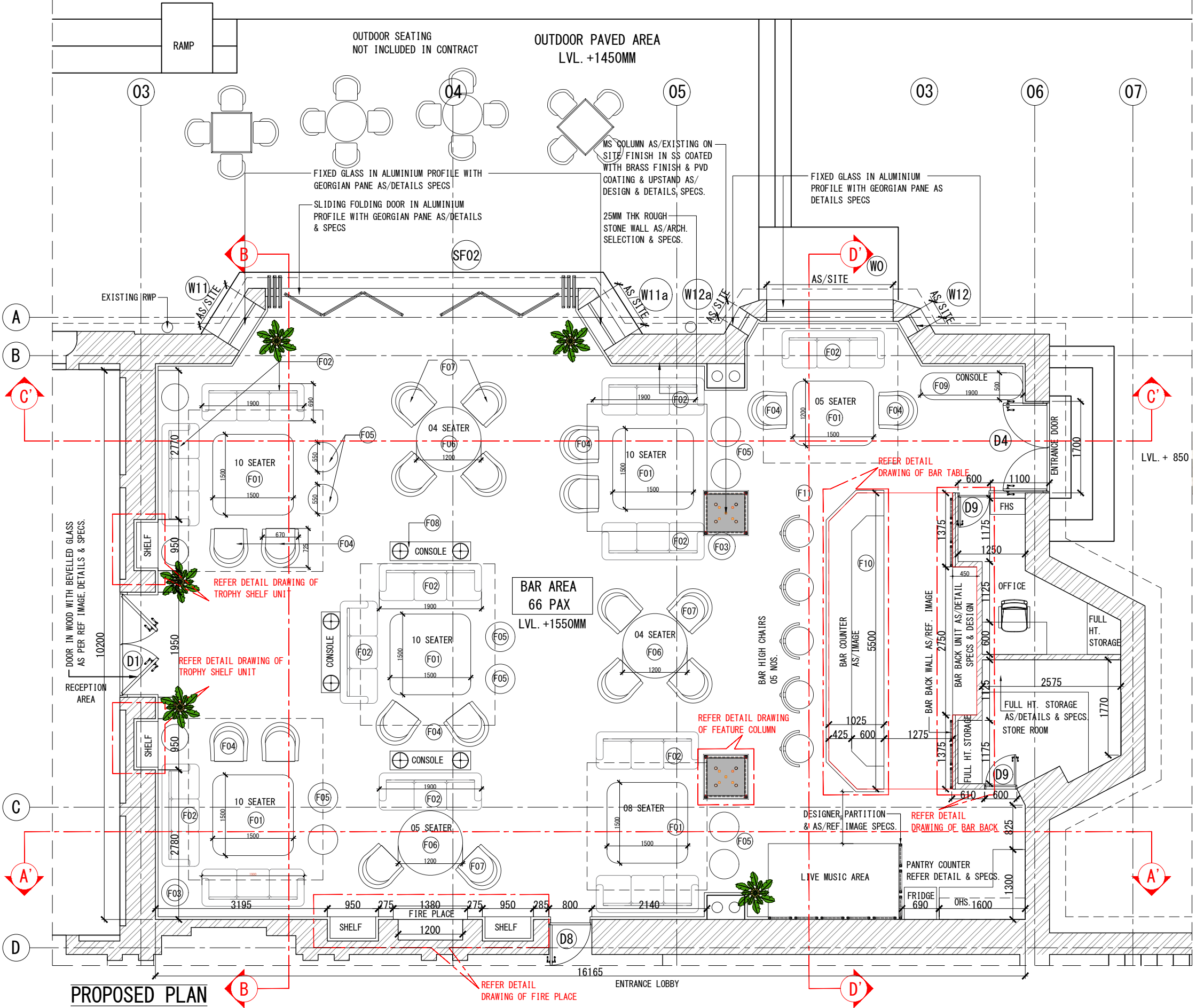
Date -
08-JAN-2026

Scale - 1:30
1:20

Reissue Date -



Orientation

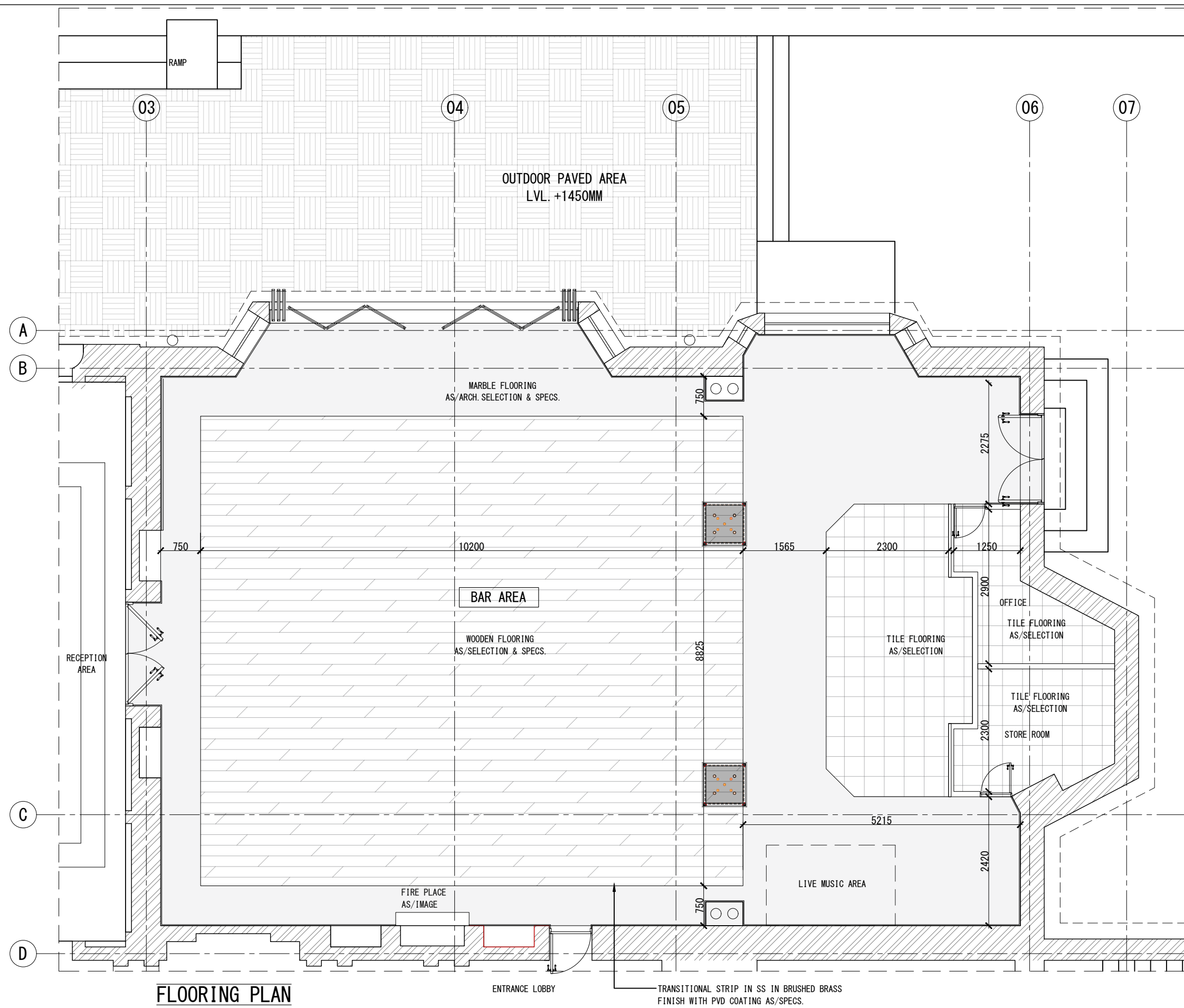




Note - All the dimensions are to be verified from site by the contractor. The heights and wall length taken to be modified as per site and as built dimensions.

TENDER DRAWINGS

	Client's Name - DELHI GOLF CLUB LTD.		Notes - ·All dimensions are to be read and not to be scaled. ·All the dimensions to be verified as per site before commencement of any work. ·Contractor must notify ARCH.and / or Project Manager of all discrepancies in drawing. ·All revisions to be coordinated with structures and design at site.	REVISIONS				Project- BAR AREA AT DELHI GOLF CLUB-110003		Drawn by - KS		Date - 08-JAN-2025		Reissue Date -		Orientation 	
	Drawing Title - GROUND FLOOR PLAN			R NO	TITLE	DATE	REMARKS		Dwg No- AD_Z3_01_01	Checked by -TB	Scale - 1:75						



FLOORING LEGEND	
	MARBLE FLOORING AS/SELECTION
	WOODEN FLOORING AS/SELECTION
	TILE FLOORING AS/SELECTION



MARBLE REF. IMAGE FOR FLOORING BAR TABLE & FIRE PLACE



WOODEN FLOORING REF. IMAGE



BRASS TRANSITION STRIP

Note - All the dimensions are to be verified from site by the contractor.The heights and wall length taken to be modified as per site and as built dimensions.

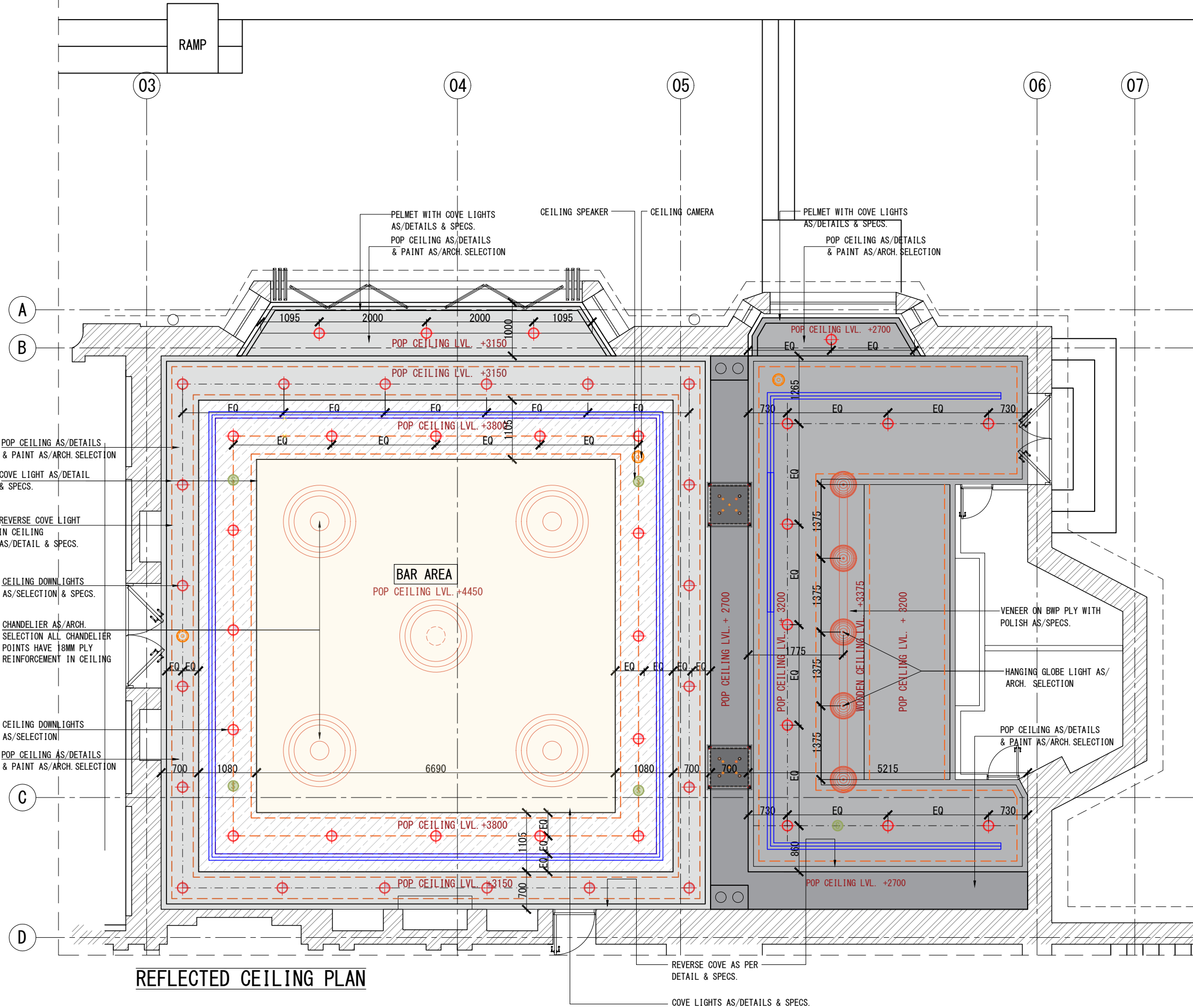
TENDER DRAWINGS

Notes -

- All dimensions are to be read and not to be scaled.
- All the dimensions to be verified as per site before commencement of any work.
- Contractor must notify ARCH.and / or Project Manager of all discrepancies in drawing.
- All revisions to be coordinated with structures and design at site.

REVISIONS			
R NO	TITLE	DATE	REMARKS





POP CEILING REF. IMAGE

- NOTE:-**
1. SPEAKER POINT (SUBJECT TO ASSESSMENT BY VENDOR)
 2. CONTINUOUS AC SLOT DIFFUSER (SUBJECT TO ASSESSMENT BY VENDOR)

RCP LEGEND	
	SLOT PROFILE FOR HVAC AS/SELECTION
	SPEAKER
	COB ADJUSTABLE LIGHT
	LED COVE LIGHT
	CHANDELIER AS/SELECTION
	HANGING LIGHT
	CEILING CAMERA

Note - All the dimensions are to be verified from site by the contractor.The heights and wall length taken to be modified as per site and as built dimensions.

TENDER DRAWINGS

Client's Name -
DELHI GOLF CLUB LTD.

Drawing Title -
REFLECTED CEILING PLAN

Notes -

- All dimensions are to be read and not to be scaled.
- All the dimensions to be verified as per site before commencement of any work.
- Contractor must notify ARCH.and / or Project Manager of all discrepancies in drawing.
- All revisions to be coordinated with structures and design at site.

REVISIONS			
R NO	TITLE	DATE	REMARKS

Project-
BAR AREA AT DELHI
GOLF CLUB-110003

Dwg No-
EL_Z3_01_01

Drawn by - KS

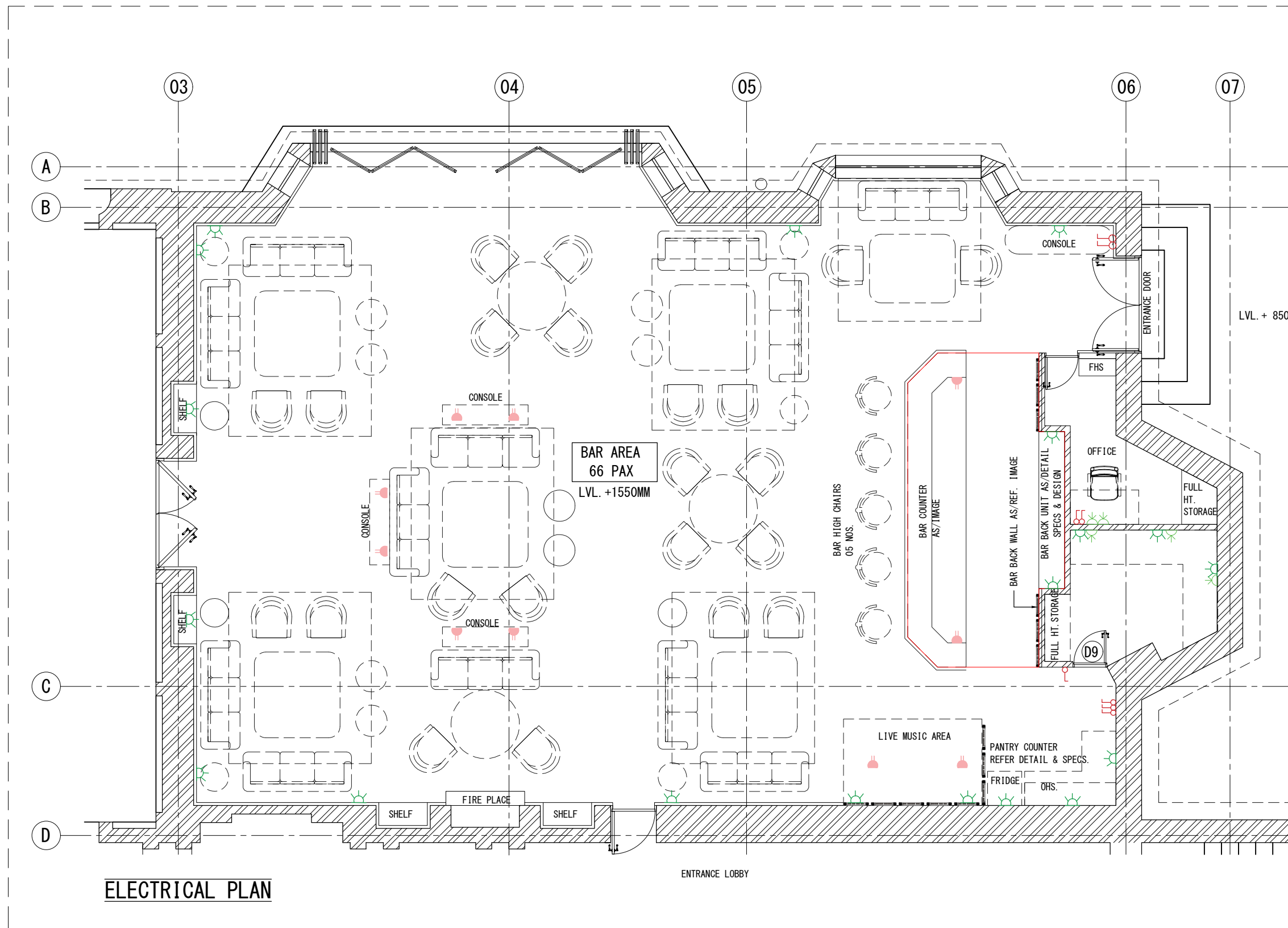
Checked by -TB

Date -
08-JAN-2025

Scale - 1:75

Reissue Date -

Orientation



ELECTRICAL LEGEND

SYMBOL	FIXTURE	HEIGHT
	ONE WAY SWITCH	1200 MM
	TWO WAY SWITCH BOARD	1200 MM
	MINIATURE CIRCUIT BREAKER	1370 MM
	6A&16A SWITCH SOCKET	1000 MM
	6A&16A SWITCH SOCKET	300 MM
	6A&16A SWITCH SOCKET (FLOOR SOCKET)	

HIGH - EACH WITH 1USB 1 POWER 1 LIGHT
LOW - EACH WITH 1USB 1 POWER 1 LIGHT
ALL SOCKET TO BE UNIVERSAL PLUG COMPLAINT

NOTE:

01. THIS PLAN TO BE READ IN CONJUNCTION WITH ELEVATIONS FOR WALL LIGHT LOCATIONS
02. ALL ZONES WITH COVE LIGHTS IN CEILING & IN MIRROR TO HAVE LIGHT POINTS BEHIND.
03. ALL SOCKET TO BE UNIVERSAL PLUG COMPLAINT

Note - All the dimensions are to be verified from site by the contractor. The heights and wall length taken to be modified as per site and as built dimensions.

TENDER DRAWINGS

Client's Name -
DELHI GOLF CLUB LTD.

Drawing Title -
ELECTRICAL PLAN

Notes -

·All dimensions are to be read and not to be scaled.
·All the dimensions to be verified as per site before commencement of any work.
·Contractor must notify ARCH. and / or Project Manager of all discrepancies in drawing.
·All revisions to be coordinated with structures and design at site.

REVISIONS

R NO	TITLE	DATE	REMARKS

Project-
BAR AREA AT DELHI
GOLF CLUB-110003

Dwg No-
EL_Z3_01_02

Drawn by - KS


Checked by -TB

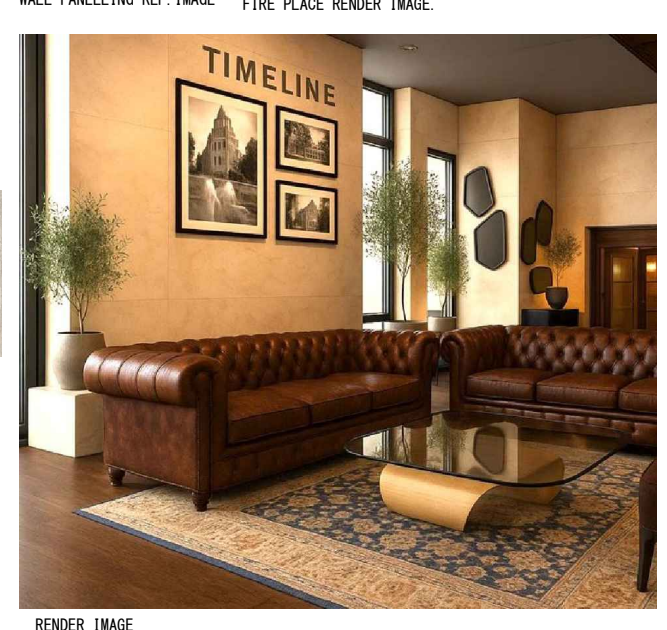
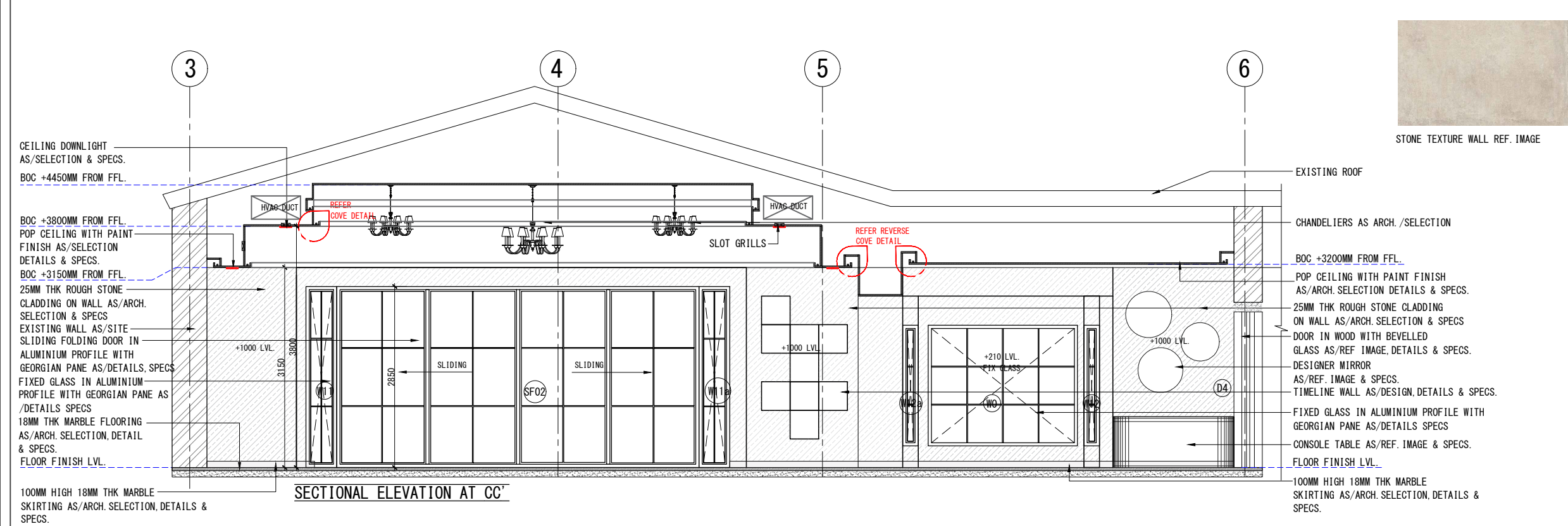

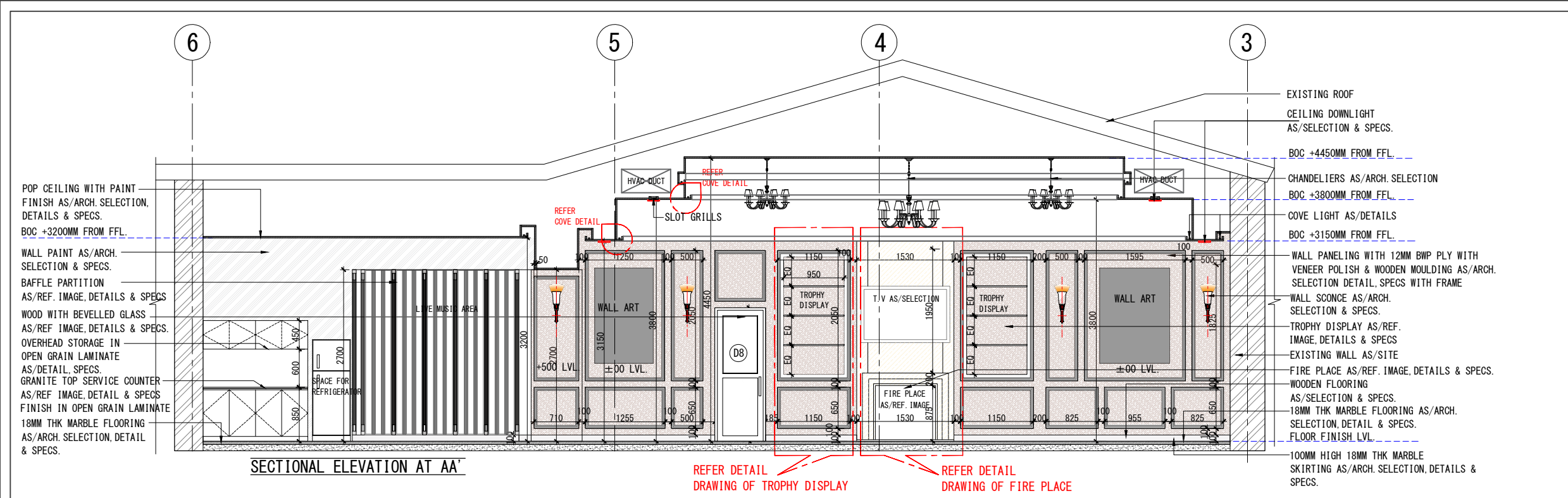
Date -
08-JAN-2026

Scale - 1:75

Reissue Date -

Orientation



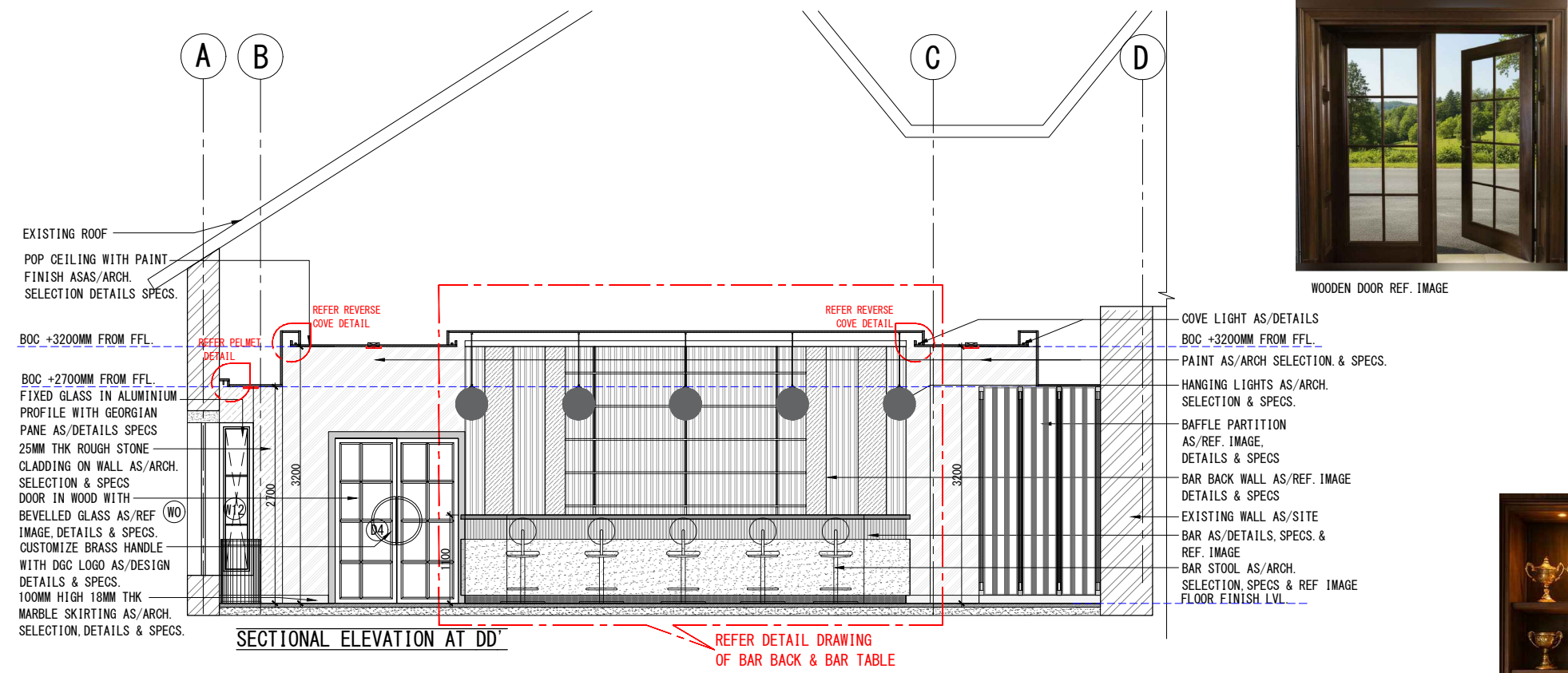
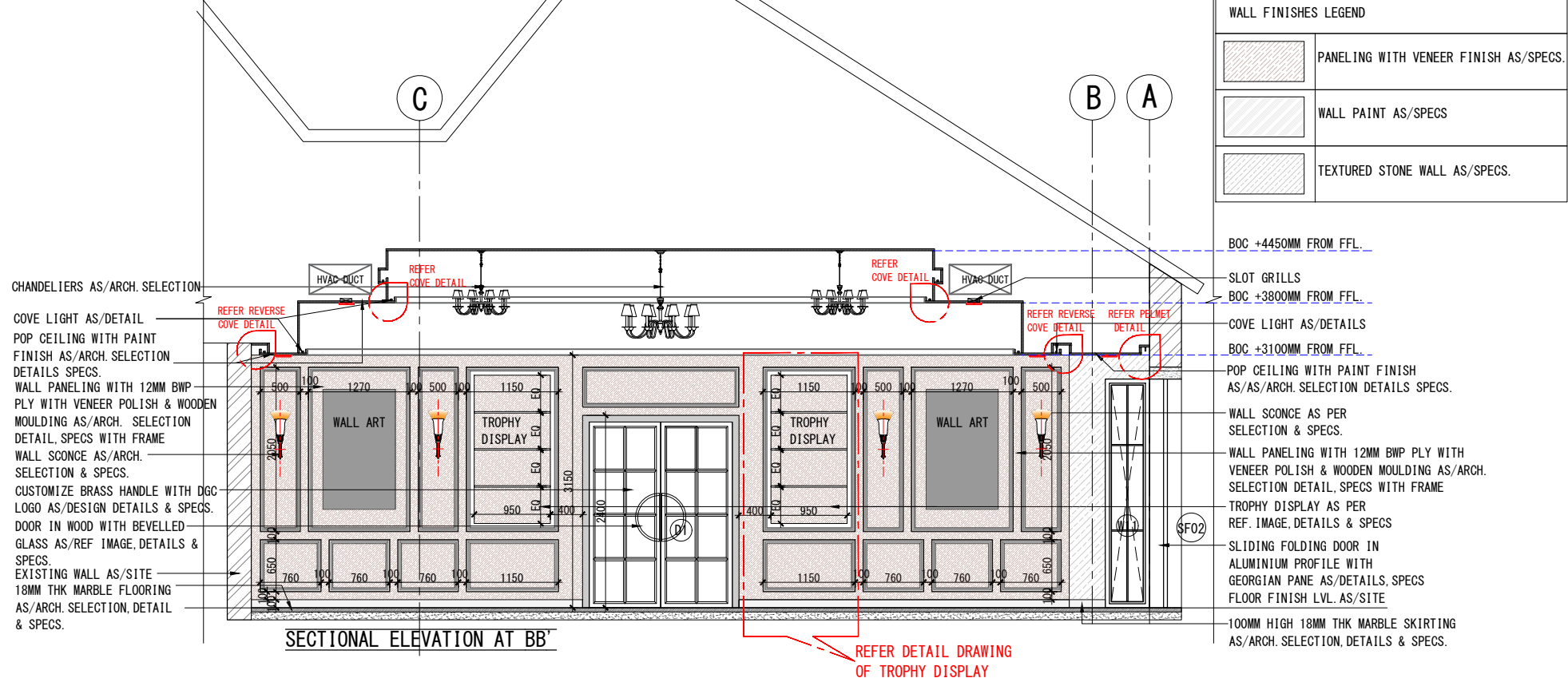




Note - All the dimensions are to be verified from site by the contractor. The heights and wall length taken to be modified as per site and as built dimensions.

TENDER DRAWINGS

N STUDIO NOVOFORMA	Client's Name - DELHI GOLF CLUB LTD.	Notes - ·All dimensions are to be read and not to be scaled. ·All the dimensions to be verified as per site before commencement of any work. ·Contractor must notify ARCH. and / or Project Manager of all discrepancies in drawing. ·All revisions to be coordinated with structures and design at site.	REVISIONS				Project- BAR AREA AT DELHI GOLF CLUB-110003	Drawn by - KS	Date - 08-JAN-2025	Reissue Date -	Orientation
	Drawing Title - ELEVATION AT-AA' & CC'		R NO	TITLE	DATE	REMARKS	Dwg No- AD_Z3_02_01	Checked by -TB	Scale - 1:75		



Note - All the dimensions are to be verified from site by the contractor. The heights and wall length taken to be modified as per site and as built dimensions.

TENDER DRAWINGS



Client's Name -
DELHI GOLF CLUB LTD.

Drawing Title -
ELEVATION AT-BB' & DD'

Notes -

- All dimensions are to be read and not to be scaled.
- All the dimensions to be verified as per site before commencement of any work.
- Contractor must notify ARCH. and / or Project Manager of all discrepancies in drawing.
- All revisions to be coordinated with structures and design at site.

REVISIONS			
R NO	TITLE	DATE	REMARKS

Project-
BAR AREA AT DELHI
GOLF CLUB-110003

Dwg No-
AD_Z3_02_02

Drawn by - KS

Checked by -TB

Date -
08-JAN-2025

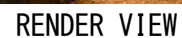
Scale - 1:75

Reissue Date -



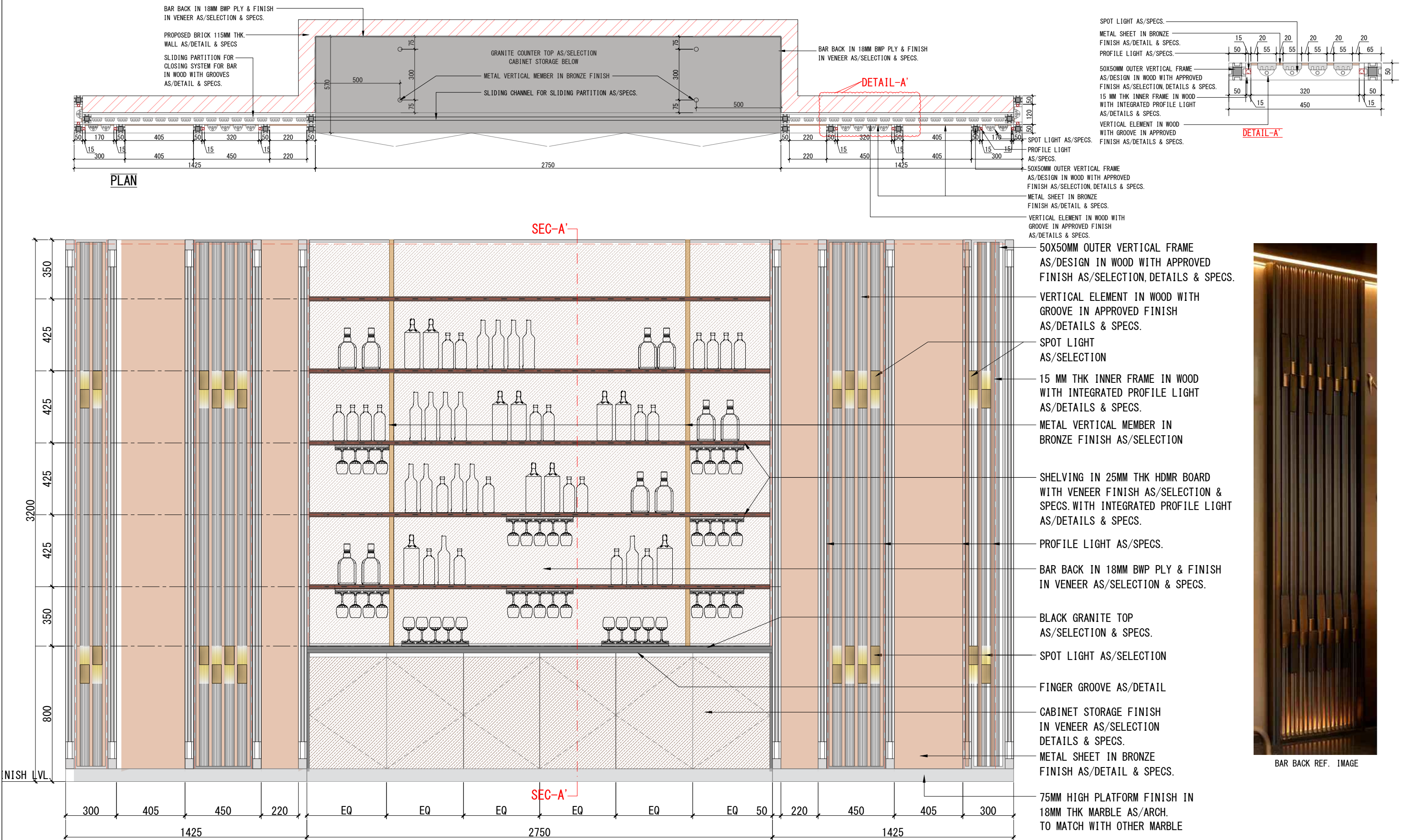


-
- 18
- 35 MM HALF CROWN MOULDING
IN WOOD ON 12MM BWP PLY WITH
PU POLISH FINISH AS/ARCH.
SELECTION, DETAILS & SPECS
- 100
- WOODEN SECTION IN OAK
AS/DESIGN WITH POLISH
& PU SEMI GLOSS AS/ARCH.
SELECTION, DETAILS & SPECS
- 50
- 18 MM THICK MARBLE
SKIRTING AS/ARCH
SELECTION, DETAILS & SPECS
- 50
- 12MM THICK BISON BOARD
BACKING FOR MARBLE SKIRTING
AS/ARCH. SELECTION,
DETAILS & SPECS
- 12MM BWP PLY WITH
PU GLOSS FINISH
- MARBLE
ARCH
- BOARD BACKING



TENDER DRAWING





Note - All the dimensions are to be verified from site by the contractor. The heights and wall length taken to be modified as per site and as built dimensions.



BAR BACK REF. IMAGE

TENDER DRAWINGS

Client's Name -
DELHI GOLF CLUB LTD.

Drawing Title -
BAR BACK DETAILS

Notes -

- All dimensions are to be read and not to be scaled.
- All the dimensions to be verified as per site before commencement of any work.
- Contractor must notify ARCH. and / or Project Manager of all discrepancies in drawing.
- All revisions to be coordinated with structures and design at site.

REVISIONS			
R NO	TITLE	DATE	REMARKS

Project-
BAR AREA AT DELHI GOLF CLUB-110003

Dwg No-
AD_Z3_05_02

Drawn by - KS


Checked by -TB

Date -
08-JAN-2025

Scale - 1:75

Reissue Date -

Orientation



Note - All the dimensions are to be verified from site by the contractor. The heights and wall length taken to be modified as per site and as built dimensions.

TENDER DRAWINGS

Client's Name -
DELHI GOLF CLUB LTD.

Drawing Title -
BAR BACK DETAILS

Notes -

- All dimensions are to be read and not to be scaled.
- All the dimensions to be verified as per site before commencement of any work.
- Contractor must notify ARCH. and / or Project Manager of all discrepancies in drawing.
- All revisions to be coordinated with structures and design at site.

REVISIONS			
R NO	TITLE	DATE	REMARKS

Project-
BAR AREA AT DELHI
GOLF CLUB-110003

Dwg No-
AD_Z3_05_03

Drawn by - KS

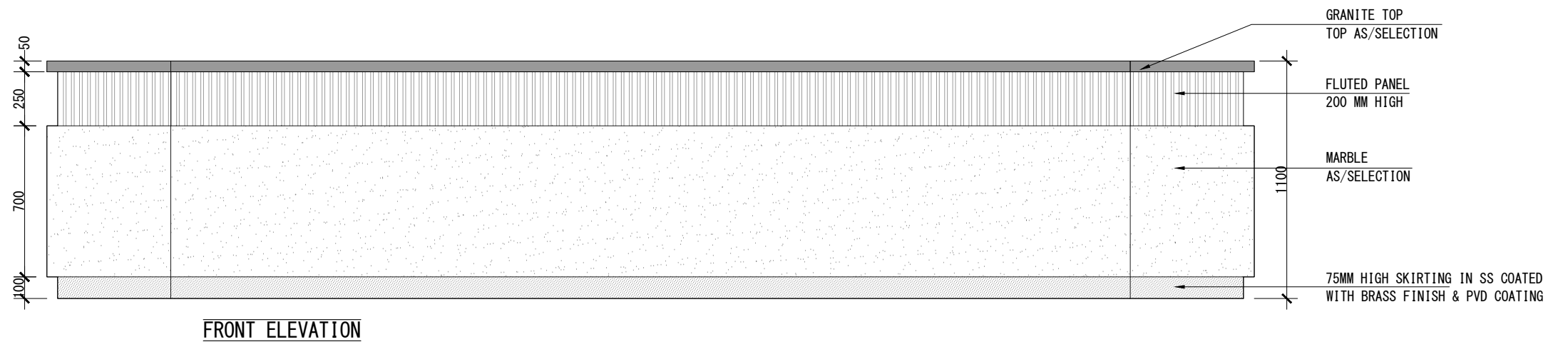
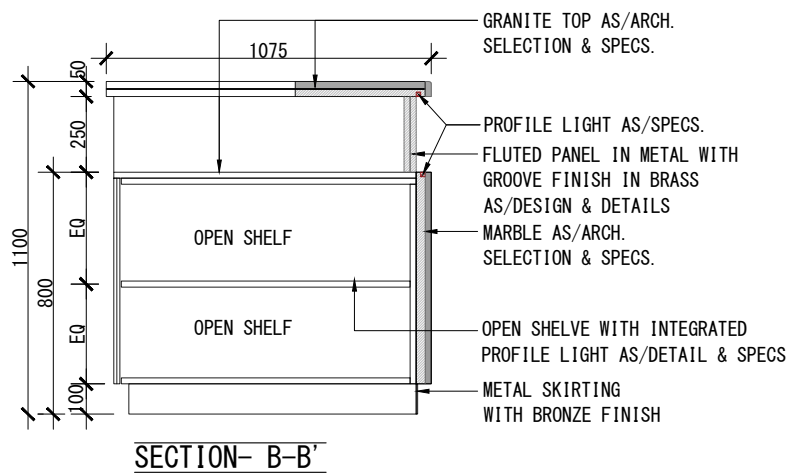
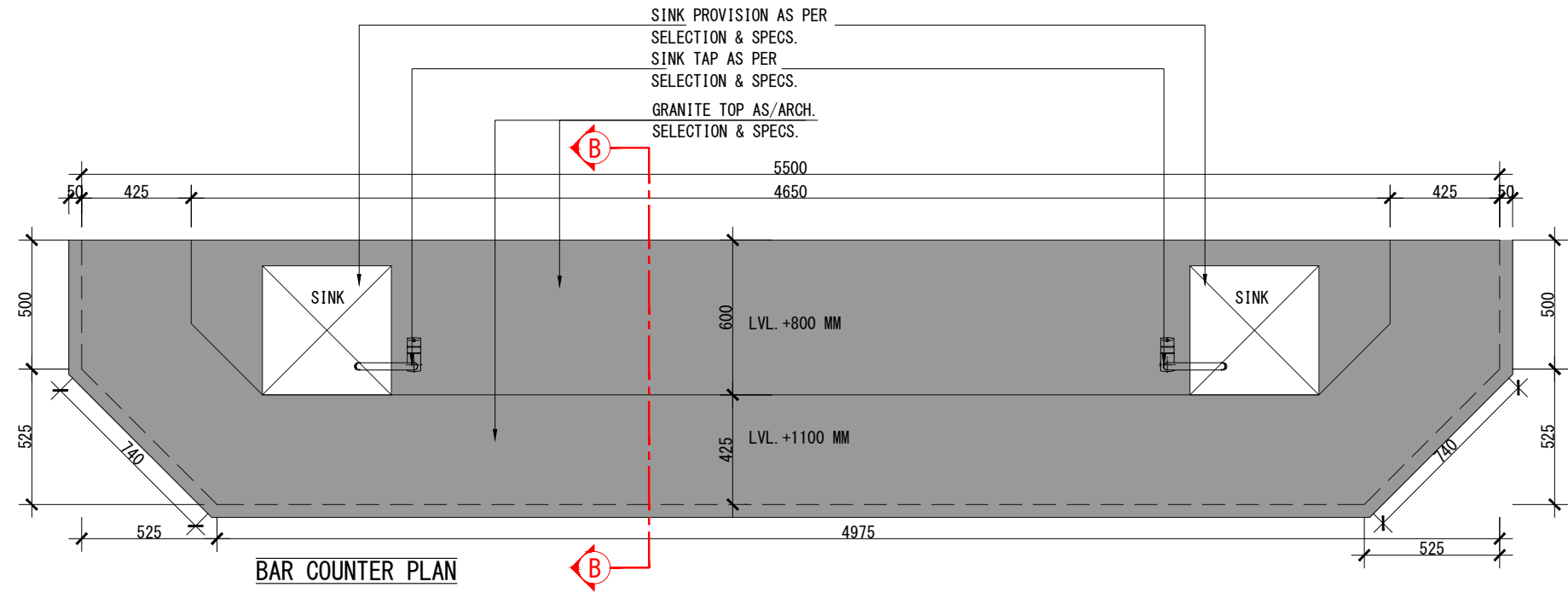
Checked by -TB

Date -
08-JAN-2025

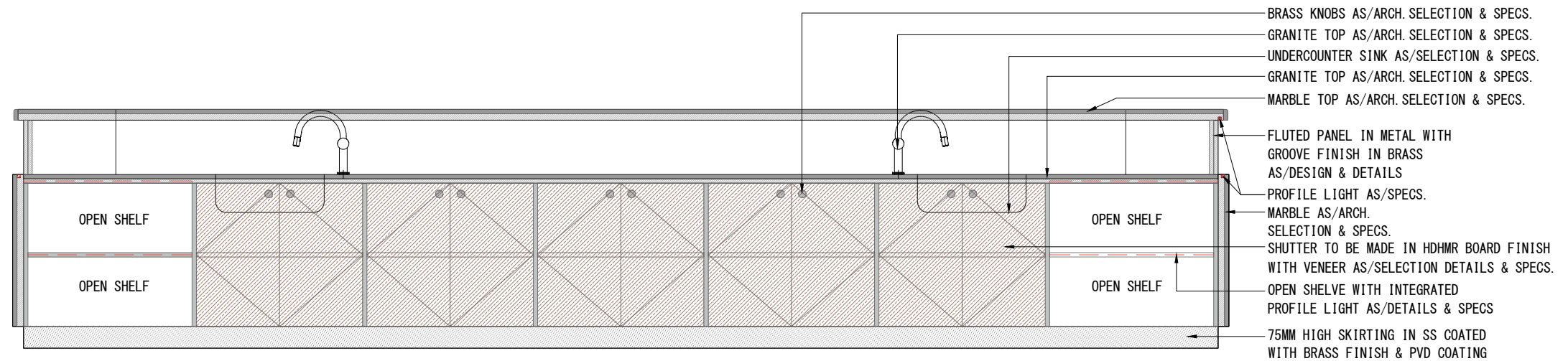
Scale - 1:75

Reissue Date -

Orientation



BAR TABLE RENDER IMAGE



Note - All the dimensions are to be verified from site by the contractor.The heights and wall length taken to be modified as per site and as built dimensions.

TENDER DRAWINGS

NF
STUDIO NOVOFORMA

Client's Name -
DELHI GOLF CLUB LTD.

Drawing Title -
BAR TABLE DETAILS

Notes -

- All dimensions are to be read and not to be scaled.
- All the dimensions to be verified as per site before commencement of any work.
- Contractor must notify ARCH.and / or Project Manager of all discrepancies in drawing.
- All revisions to be coordinated with structures and design at site.

REVISIONS			
R NO	TITLE	DATE	REMARKS

Project-
BAR AREA AT DELHI
GOLF CLUB-110003

Dwg No-
AD_Z3_05_04

Drawn by - KS


Checked by -TB

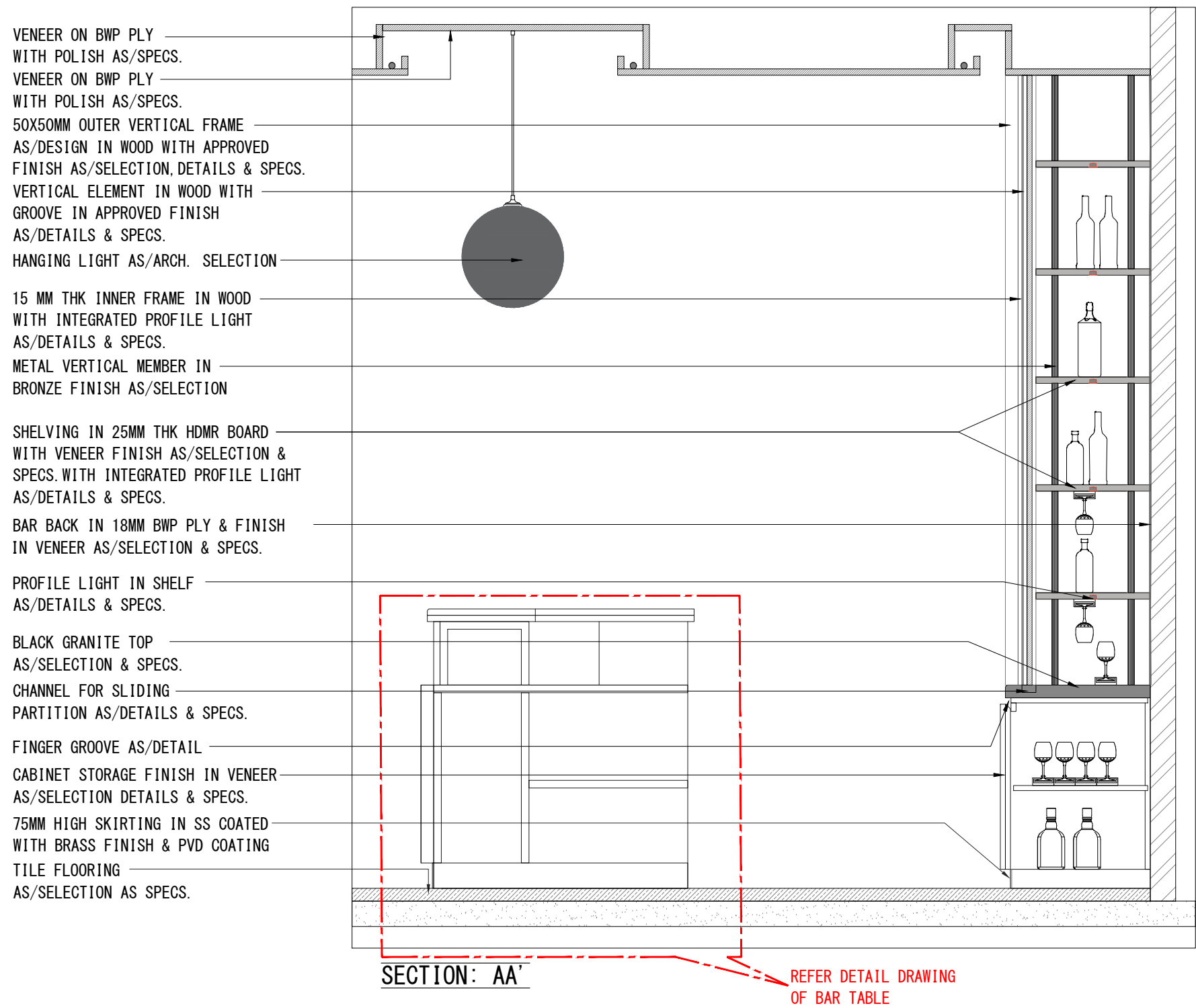
Date -
08-JAN-2025

Scale - 1:75

Reissue Date -

Orientation





Note - All the dimensions are to be verified from site by the contractor. The heights and wall length taken to be modified as per site and as built dimensions.

TENDER DRAWINGS

N

STUDIO NOVOFORMA

Client's Name -
DELHI GOLF CLUB LTD.

Drawing Title -
BAR TABLE & BAR BACK
SECTION DETAIL

Notes -

·All dimensions are to be read and not to be scaled.

·All the dimensions to be verified as per site before commencement of any work.

·Contractor must notify ARCH. and / or Project Manager of all discrepancies in drawing.

·All revisions to be coordinated with structures and design at site.

REVISIONS			
R NO	TITLE	DATE	REMARKS

Project-
BAR AREA AT DELHI
GOLF CLUB-110003

Dwg No-
AD_Z3_05_05

Drawn by - KS

Checked by -TB

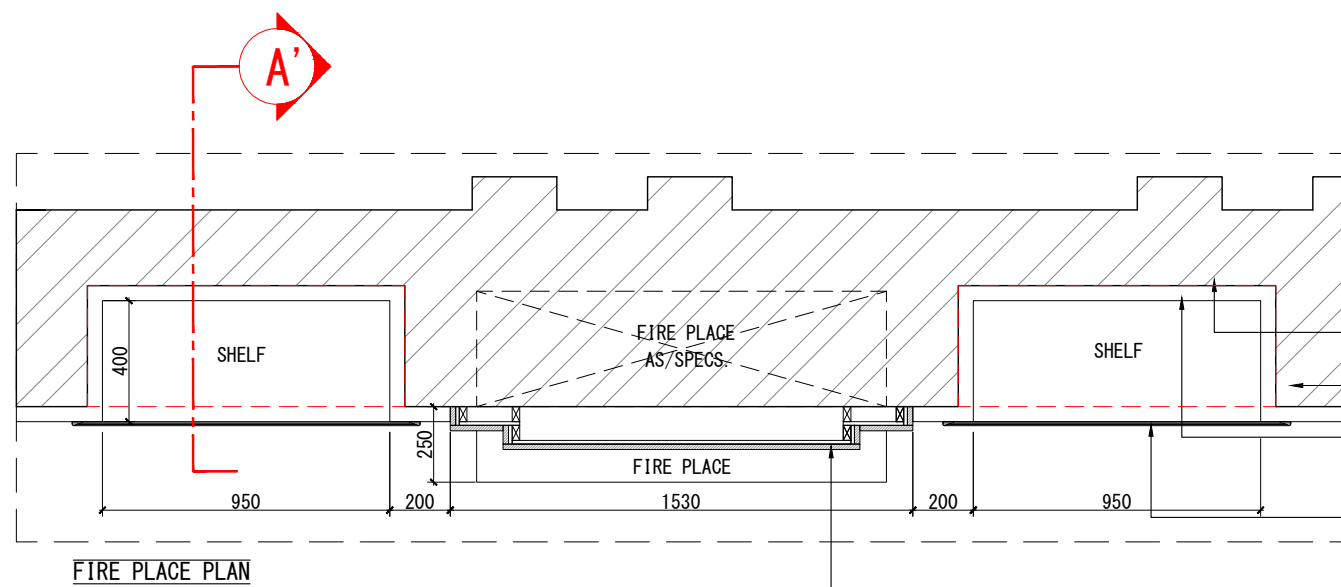
Date -
08-JAN-2025

Scale - 1:75

Reissue Date -

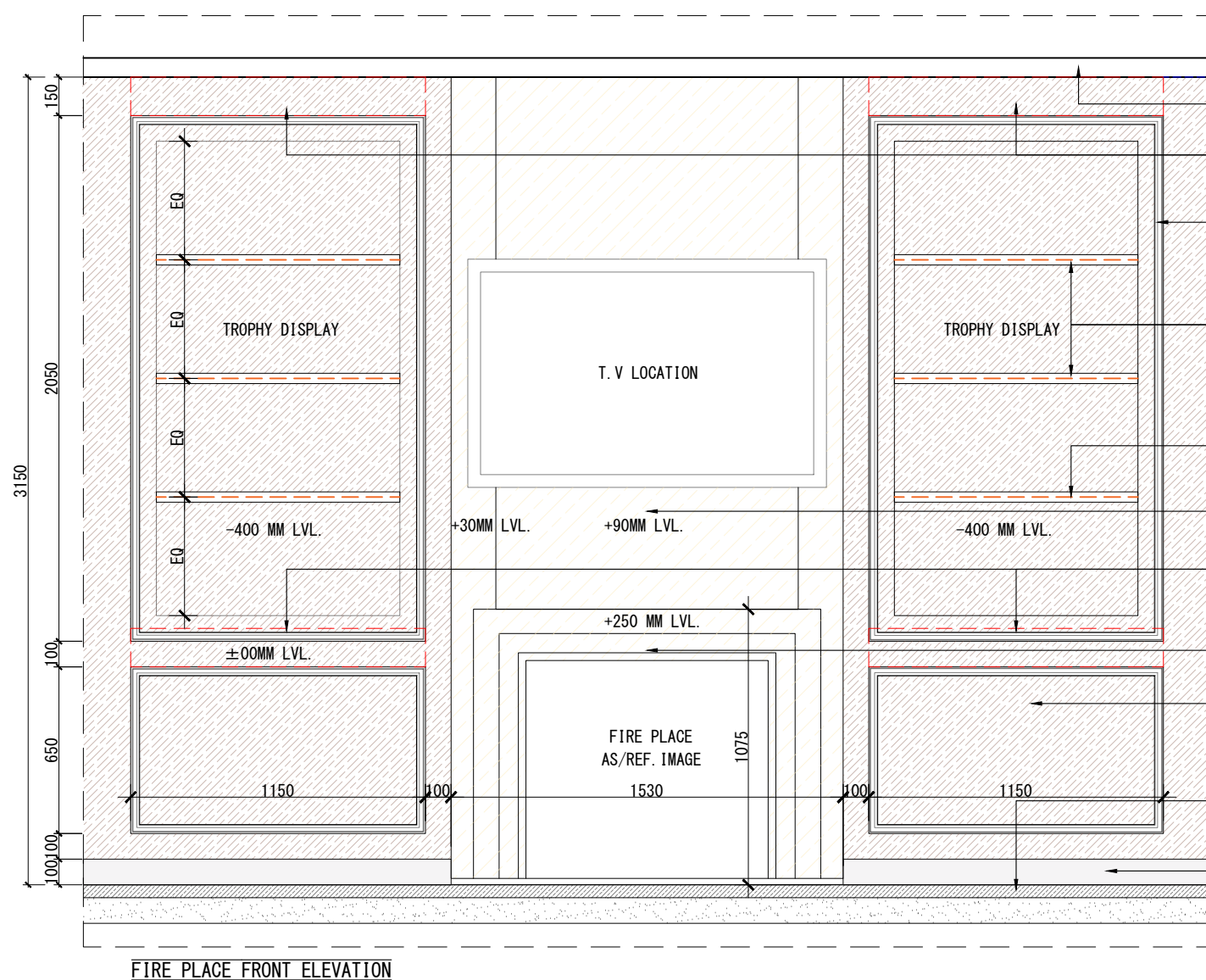
Orientation

N



- LINTEL AT BASE & TOP LEVEL TO BE PROVIDED TO TRANSFER THE LOAD AS/SPECS & DETAILS.
- EXISTING WALL AT SITE

- PROPOSED TROPHY SHELF UNIT FINISH WITH WALL PANELLING 12MM BWP PLY WITH VENEER POLISH AS/ARCH. SELECTION DETAIL, SPECS WITH FRAME
- 35 MM HALF CROWN MOULDING IN WOOD ON 12MM BWP PLY WITH PU POLISH FINISH AS/ARCH. SELECTION, DETAILS & SPECS
- FEATURE DESIGN OF FIRE PLACE WITH MARBLE FINISH WITH FRAMING & BACKING AS/SPECS



BOC +3150MM FROM FFL.

— POP CEILING WITH PERIPHERAL
COVE LIGHT AS/SPECS & DETAILS

—LINTEL AT TOP LEVEL TO BE PROVIDED
TO TRANSFER THE LOAD AS/SPECS & DETAILS.

— 35 MM HALF CROWN MOULDING IN WOOD
ON 12MM BWP PLY WITH PU POLISH FINISH
AS/ARCH. SELECTION, DETAILS & SPECS

—TROPHY DISPLAY SHELVES IN VENEER
FINISH WITH PROFILE LIGHT AS/SPEC

—PROFILE LIGHT AS/SPECS.

—FEATURE DESIGN OF FIRE PLACE WITH MARBLE
FINISH WITH FRAMING & BACKING AS/SPECS

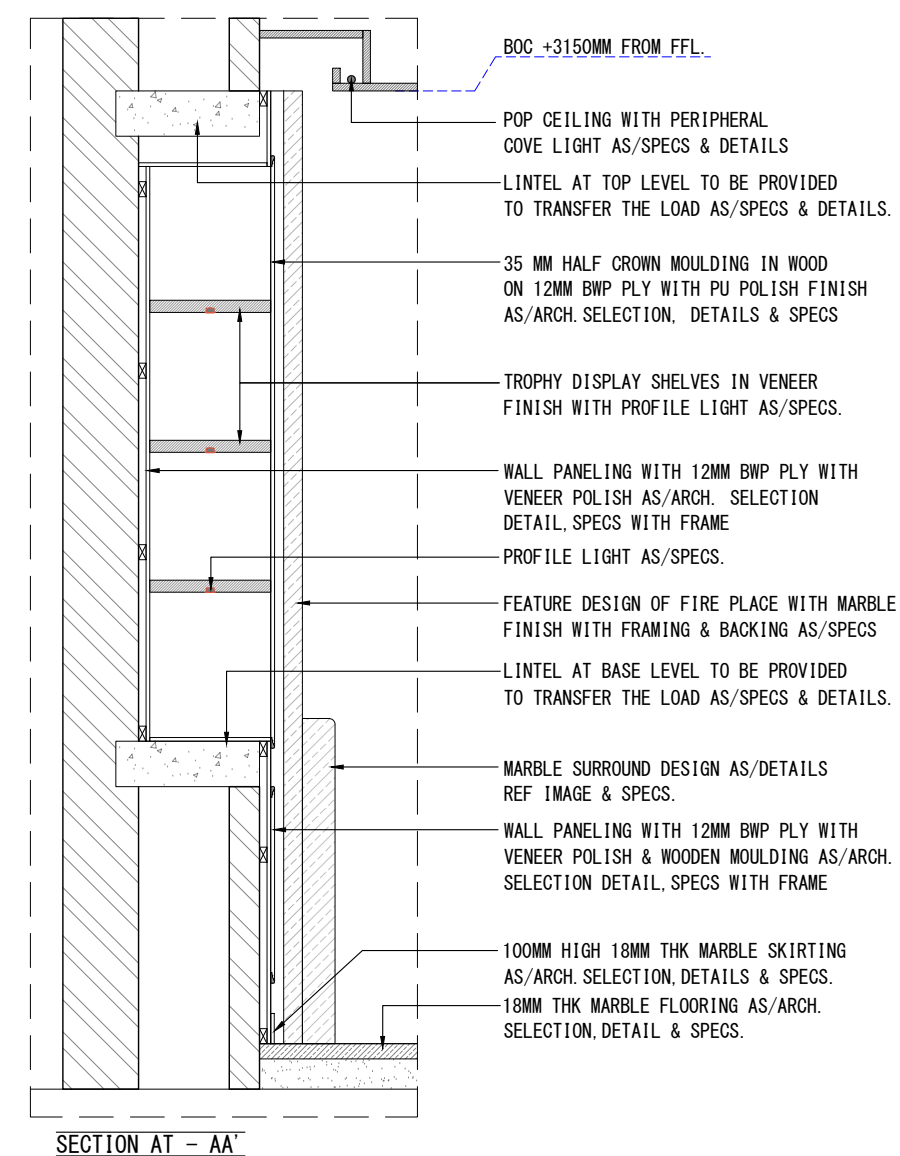
—LINTEL AT BASE LEVEL TO BE PROVIDED
TO TRANSFER THE LOAD AS/SPECS & DETAILS.

— MARBLE SURROUND DESIGN AS/DETAILS
REF IMAGE & SPECS.

— WALL PANELING WITH 12MM BWP PLY WITH
VENEER POLISH & WOODEN MOULDING AS/ARCH.
SELECTION DETAIL SPECS WITH FRAME

—18MM THK MARBLE FLOORING AS/ARCH.
SELECTION, DETAIL & SPECS.

— 100MM HIGH 18MM THK MARBLE SKIRTING
AS/ARCH. SELECTION, DETAILS & SPECS.



BOC +3150MM FROM FFL.

— POP CEILING WITH PERIPHERAL
COVE LIGHT AS/SPECS & DETAILS

—LINTEL AT TOP LEVEL TO BE PROVIDED
TO TRANSFER THE LOAD AS/SPECS & DETAILS.

— 35 MM HALF CROWN MOULDING IN WOOD
ON 12MM BWP PLY WITH PU POLISH FINISH
AS/ARCH. SELECTION, DETAILS & SPECS

—TROPHY DISPLAY SHELVES IN VENEER
FINISH WITH PROFILE LIGHT AS/SPECS.

— WALL PANELING WITH 12MM BWP PLY WITH
VENEER POLISH AS/ARCH. SELECTION

—PROFILE LIGHT AS/SPECS.

— FEATURE DESIGN OF FIRE PLACE WITH MARBLE
FINISH WITH FRAMING & BACKING AS/SPECS

—LINTEL AT BASE LEVEL TO BE PROVIDED
TO TRANSFER THE LOAD AS/SPECS & DETAILS.

— MARBLE SURROUND DESIGN AS/DETAILS
REF IMAGE & SPECS.

— WALL PANELING WITH 12MM BWP PLY WITH VENEER POLISH & WOODEN MOULDING AS/ARCH. SELECTION DETAIL. SPECS WITH FRAME

— 100MM HIGH 18MM THK MARBLE SKIRTING
AS / ARCH SELECTION DETAILS & SPECS

SELECTION, DETAIL & SPECS.

Note - All the dimensions are to be verified from site by the contractor. The heights and wall length taken to be modified as per site and as built dimensions.

TENDER DRAWINGS



Client's Name -
DELHI GOLF CLUB LTD.

Drawing Title -
FIRE PLACE DETAILS

Notes -

- All dimensions are to be read and not to be scaled.
- All the dimensions to be verified as per site before commencement of any work.
- Contractor must notify ARCH.and / or Project Manager of all discrepancies in drawing.
- All revisions to be coordinated with structures and design at site.

[illegible]

Project-	BAR AREA AT DELHI GOLF CLUB-110003
----------	------------------------------------

Dwg No-
AD_Z3_05_06

Drawn by - KS

Checked by -TB

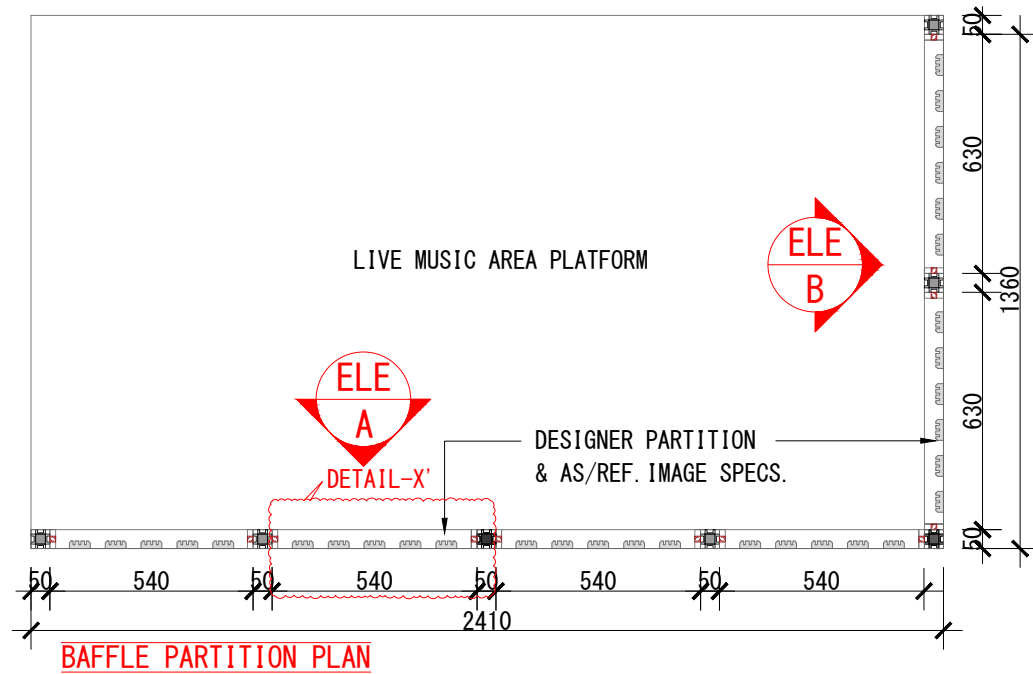
Date -
08-JAN-2025

Scale - 1:25

Reissue Date -

Orientation





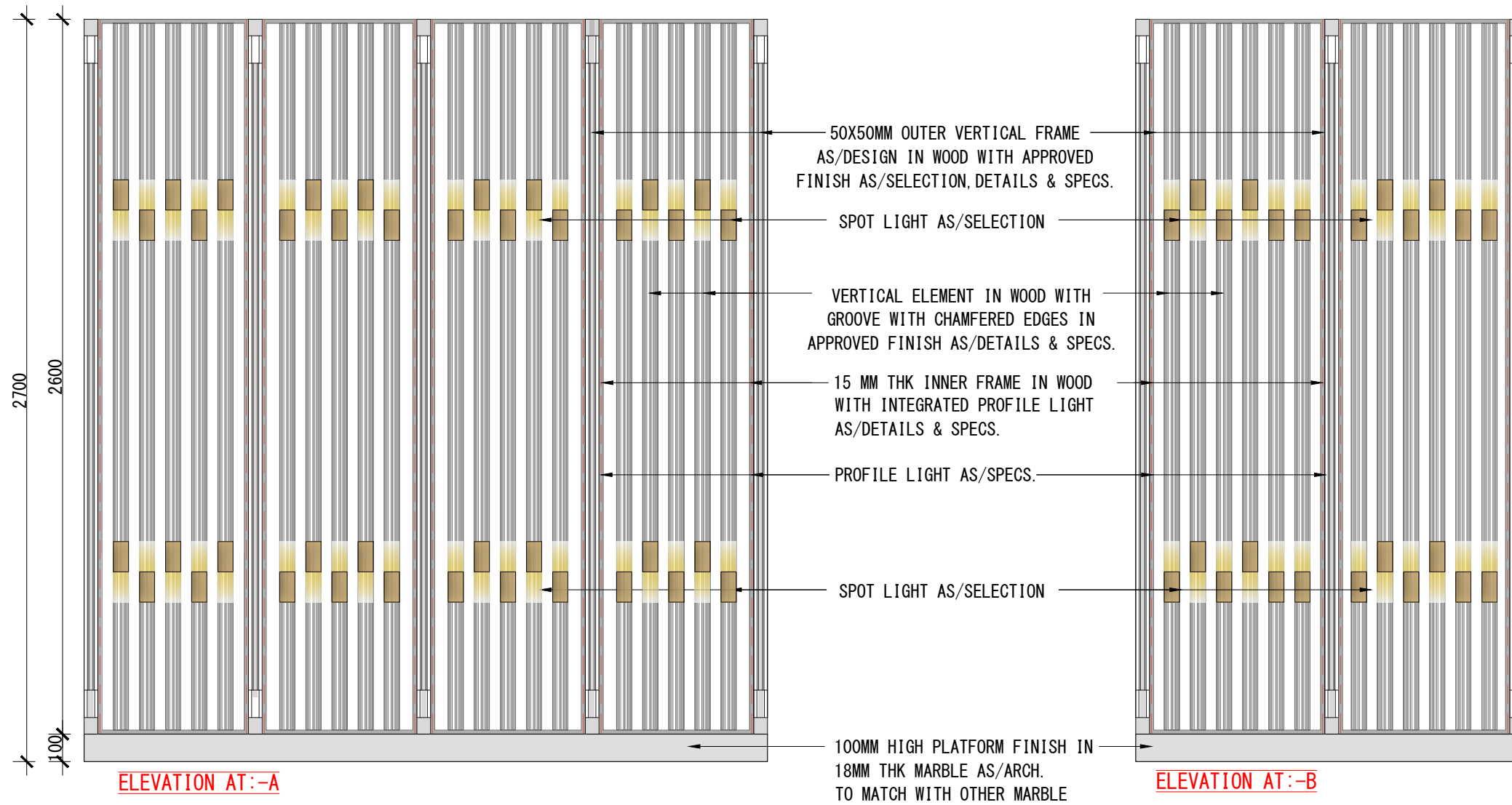
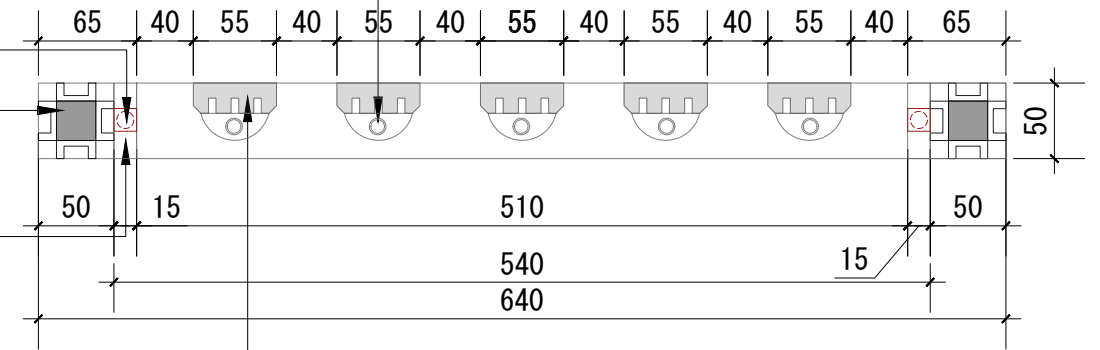
SPOT LIGHT AS/SPECS.

PROFILE LIGHT AS/SPECS.

50X50MM OUTER VERTICAL FRAME
AS/DESIGN IN WOOD WITH APPROVED
FINISH AS/SELECTION, DETAILS & SPECS.

15 MM THK INNER FRAME IN WOOD
WITH INTEGRATED PROFILE LIGHT
AS/DETAILS & SPECS.

VERTICAL ELEMENT IN WOOD
WITH GROOVE WITH CHAMFERED
EDGES IN APPROVED FINISH
AS/DETAILS & SPECS.



BAR BACK REF. IMAGE

Note - All the dimensions are to be verified from site by the contractor. The heights and wall length taken to be modified as per site and as built dimensions.

TENDER DRAWINGS

NF STUDIO NOVOFORMA

Client's Name -
DELHI GOLF CLUB LTD.

Drawing Title -
Live music baffle partition
details

Notes -

- All dimensions are to be read and not to be scaled.
- All the dimensions to be verified as per site before commencement of any work.
- Contractor must notify ARCH. and / or Project Manager of all discrepancies in drawing.
- All revisions to be coordinated with structures and design at site.

REVISIONS			
R NO	TITLE	DATE	REMARKS

Project-
BAR AREA AT DELHI
GOLF CLUB-110003

Dwg No-
AD_Z3_05_07

Drawn by - KS

Checked by -TB

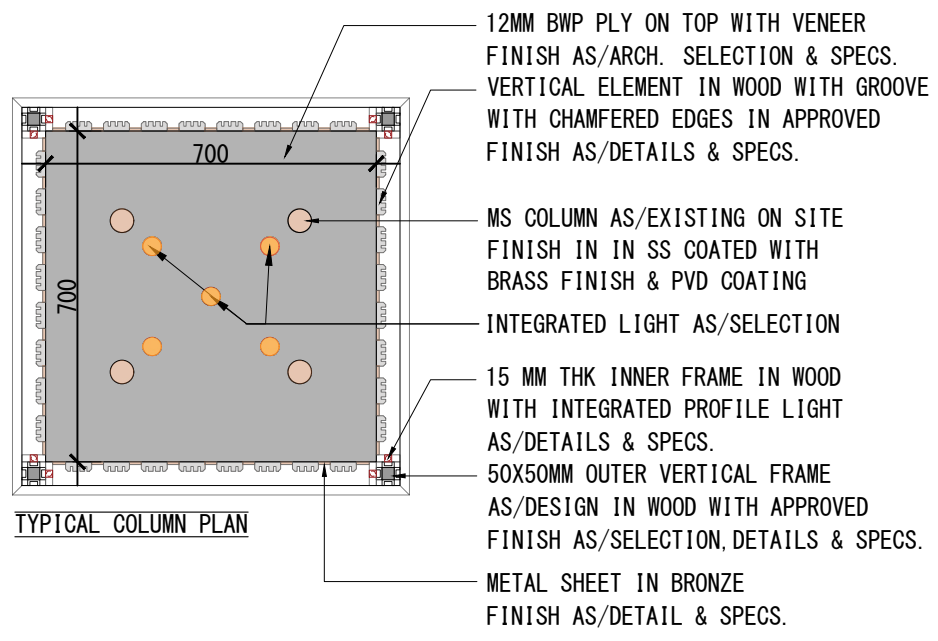
Date -
08-JAN-2025

Scale - 1:20 & 1:5

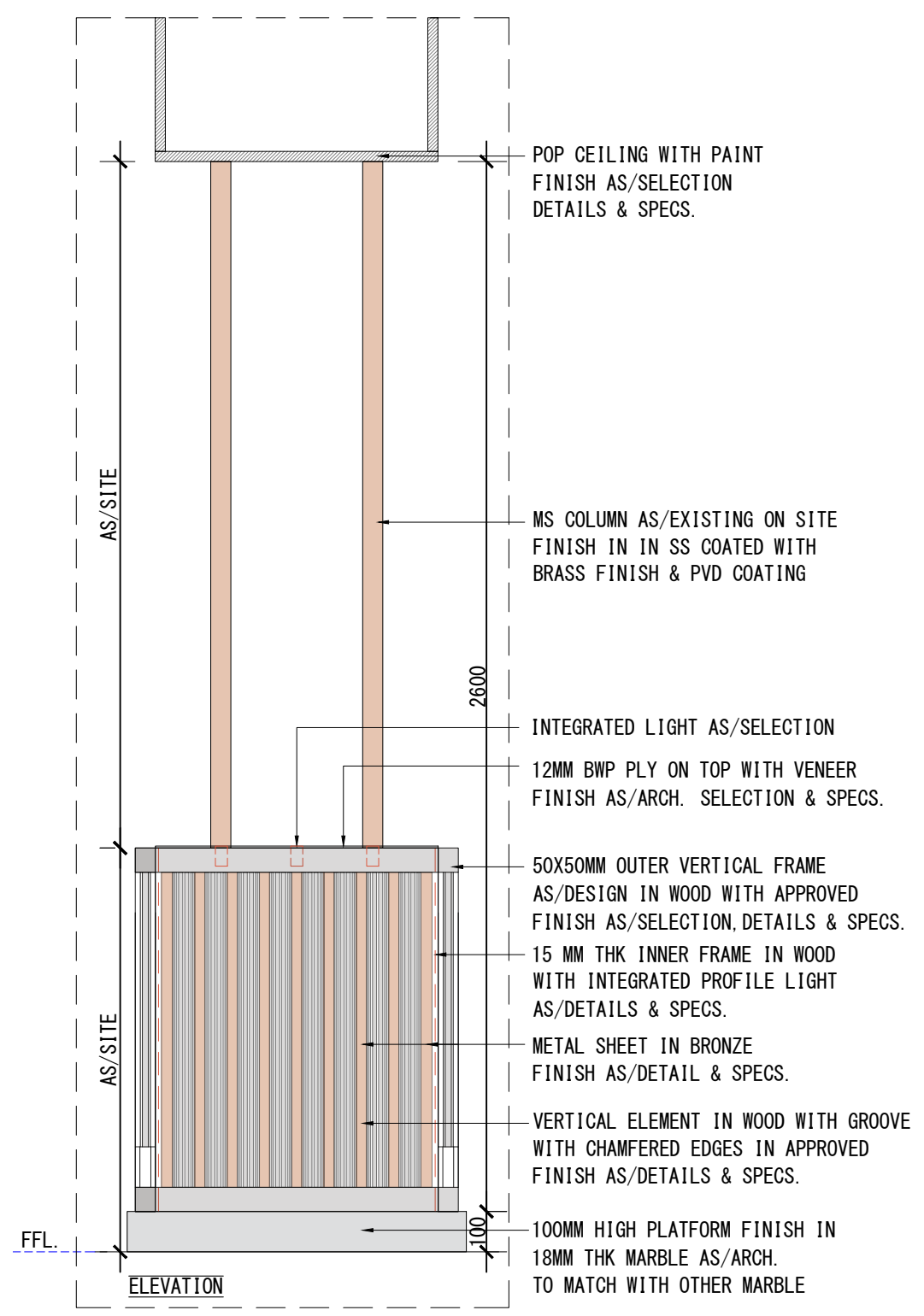
Reissue Date -

Orientation





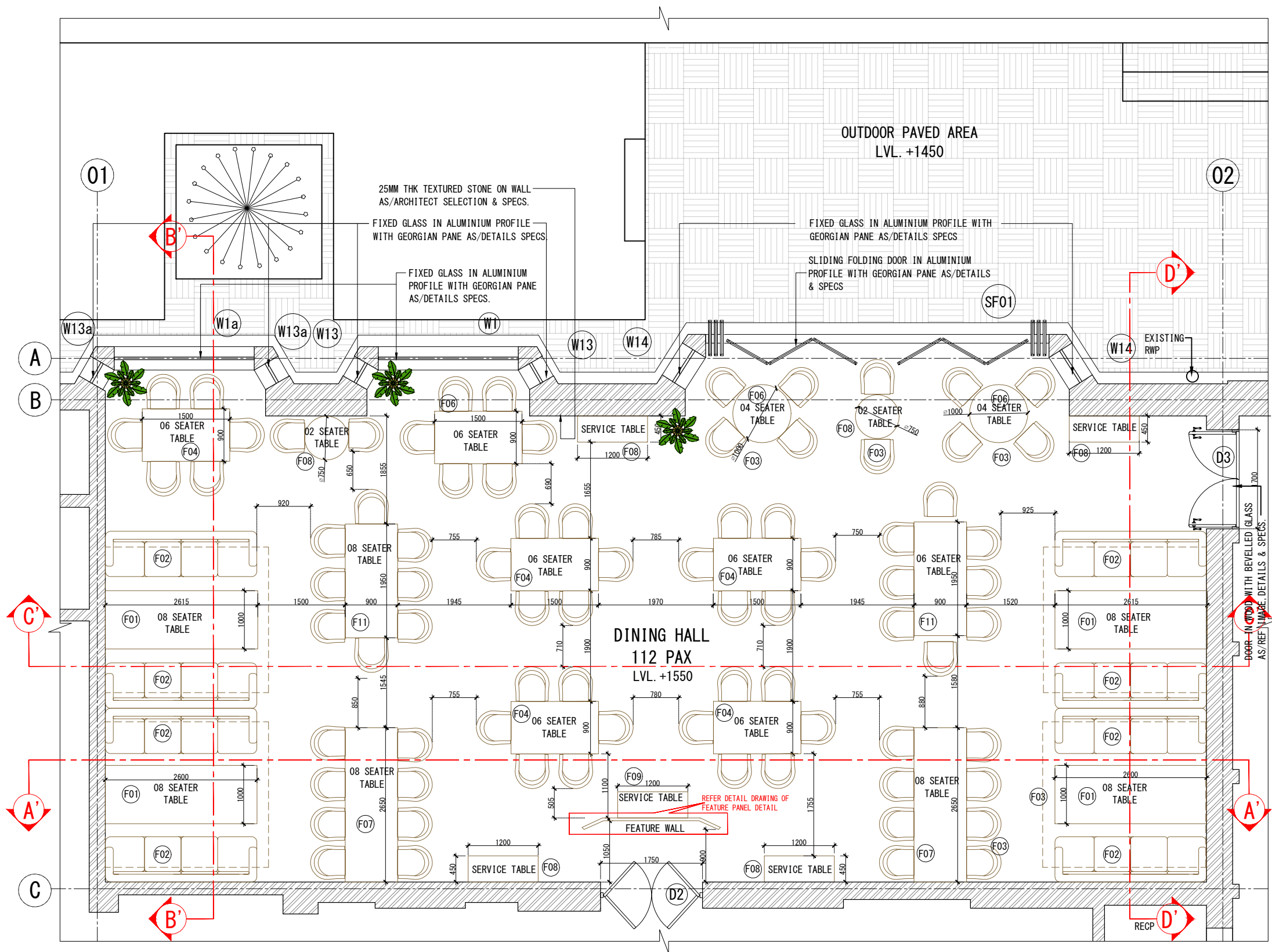
COLUMN CLADING REF. IMAGE



Note - All the dimensions are to be verified from site by the contractor.The heights and wall length taken to be modified as per site and as built dimensions.

TENDER DRAWINGS

REVISIONS			
R NO	TITLE	DATE	REMARKS



**PROPOSED DINING LAYOUT
AT UPPER GROUND FLOOR**



F01. CENTER TABLE IMAGE



F02. BOOTH SEATING SOFA REF. IMAGE



F03. CHAIR REF. IMAGE



F04. CENTER TABLE IMAGE



F06. CIRCULAR TABLE
REF. IMAGE



F07. CENTER TABLE IMAGE



F08. CIRCULAR TABLE
REF. IMAGE



F08. CONSOLE REF. IMAGE



F11. CENTER TABLE IMAGE

Note - All the dimensions are to be verified from site by the contractor. The heights and wall length taken to be modified as per site and as built dimensions.

TENDER DRAWINGS

NSTUDIO NOVOFORMA

Client's Name -
DELHI GOLF CLUB LTD.

Drawing Title -
FLOOR PLAN

Notes -

- All dimensions are to be read and not to be scaled.
- All the dimensions to be verified as per site before commencement of any work.
- Contractor must notify Architect and / or Project Manager of all discrepancies in drawing.
- All revisions to be coordinated with structures and design at site.

REVISIONS

R NO	TITLE	DATE	REMARKS

Project-
DINING AT DELHI
GOLF CLUB-110003

Dwg No-
AD_Z4_01_01

Drawn by - KS


Checked by -TB

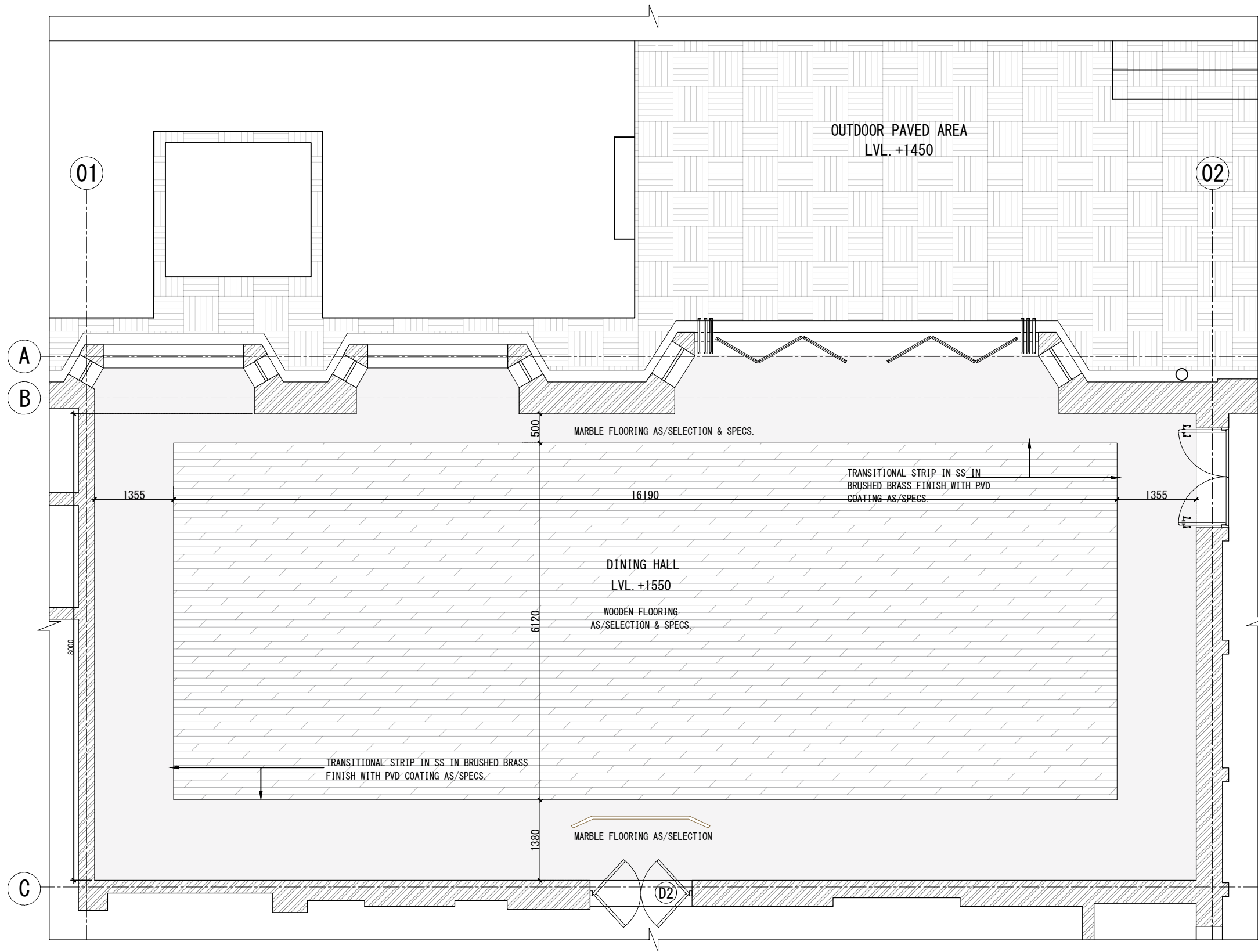
Date -
08-JAN-2025

Scale - 1:75



Reissue Date -

Orientation





FLOORING PLAN

FLOORING LEGEND	
	MARBLE FLOORING AS/SELECTION
	WOODEN FLOORING AS/SELECTION



MARBLE FLOORING



WOODEN FLOORING



BRASS TRANSITION STRIP

Note - All the dimensions are to be verified from site by the contractor. The heights and wall length taken to be modified as per site and as built dimensions.

TENDER DRAWINGS



Client's Name -
DELHI GOLF CLUB LTD.

Drawing Title -
FLOORING PLAN

Notes -

- All dimensions are to be read and not to be scaled.
- All the dimensions to be verified as per site before commencement of any work.
- Contractor must notify Architect and / or Project Manager of all discrepancies in drawing.
- All revisions to be coordinated with structures and design at site.

REVISIONS

R NO	TITLE	DATE	REMARKS

Project-
DINING AT DELHI
GOLF CLUB-110003

Dwg No-
AD_Z4_01_02

Drawn by - KS

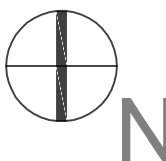
Checked by -TB

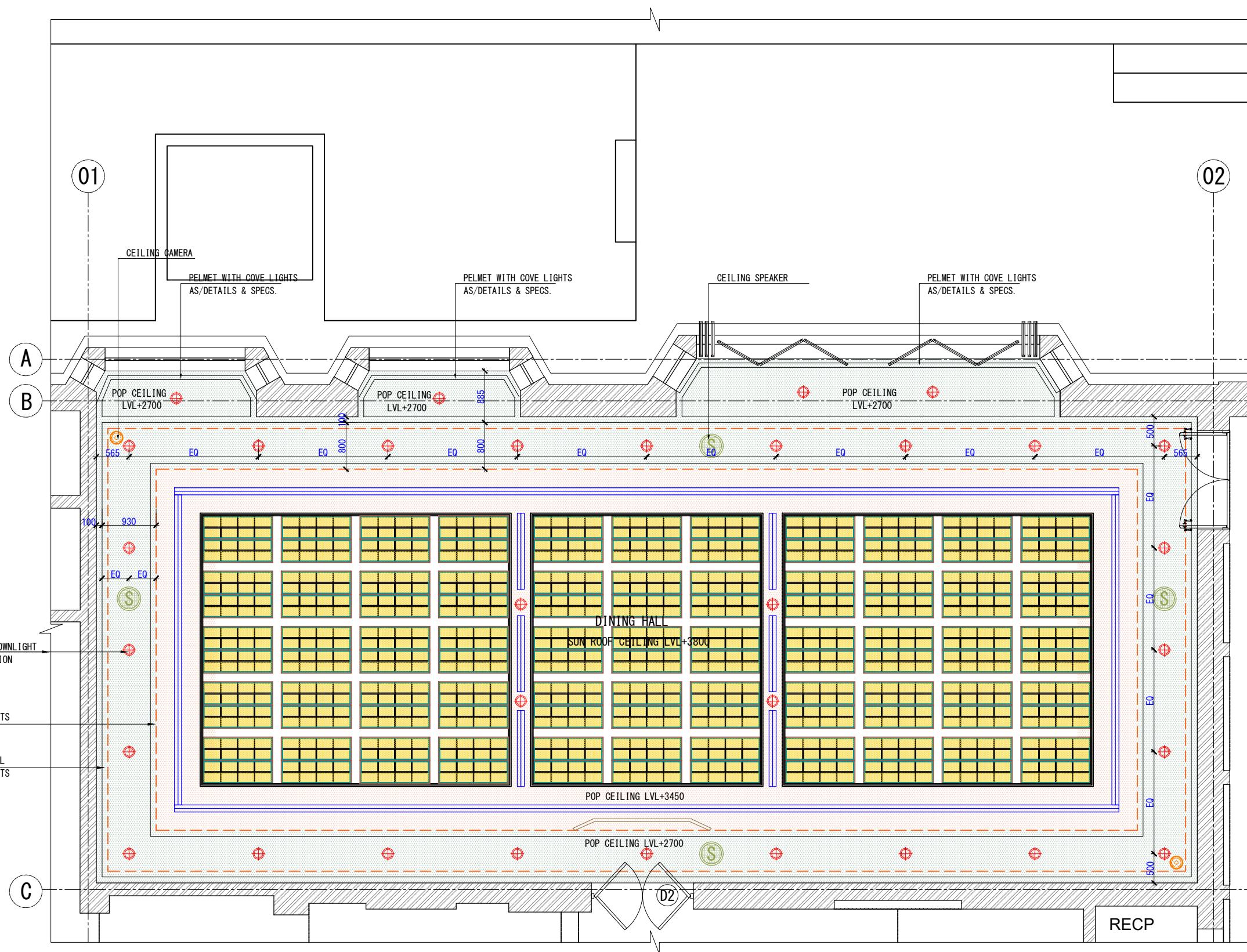
Date -
08-JAN-2025

Scale - 1:75


Reissue Date -

Orientation





REFLECTED CEILING PLAN



SUN ROOF CEILING



**CEILING DOWNLIGHT
REF. IMAGE**

RCP LEGEND	
	SLOT PROFILE FOR HVAC AS/SELECTION
	SPEAKER
	COB ADJUSTABLE LIGHT
	LED COVE LIGHT
	CEILING CAMERA

NOTE:-

1. SPEAKER POINT (SUBJECT TO ASSESSMENT BY VENDOR)
2. CONTINUOUS AC SLOT DIFFUSER (SUBJECT TO ASSESSMENT BY VENDOR)

Note - All the dimensions are to be verified from site by the contractor. The heights and wall length taken to be modified as per site and as built dimensions.

TENDER DRAWINGS

NSTUDIO NOVOFORMA

Client's Name -
DELHI GOLF CLUB LTD.

Drawing Title -
RCP

Notes -

- All dimensions are to be read and not to be scaled.
- All the dimensions to be verified as per site before commencement of any work.
- Contractor must notify Architect and / or Project Manager of all discrepancies in drawing.
- All revisions to be coordinated with structures and design at site.

REVISIONS

R NO	TITLE	DATE	REMARKS

Project-
DINING AT DELHI
GOLF CLUB-110003

Dwg No-
EL_Z4_01_01

Drawn by - KS

Checked by -TB

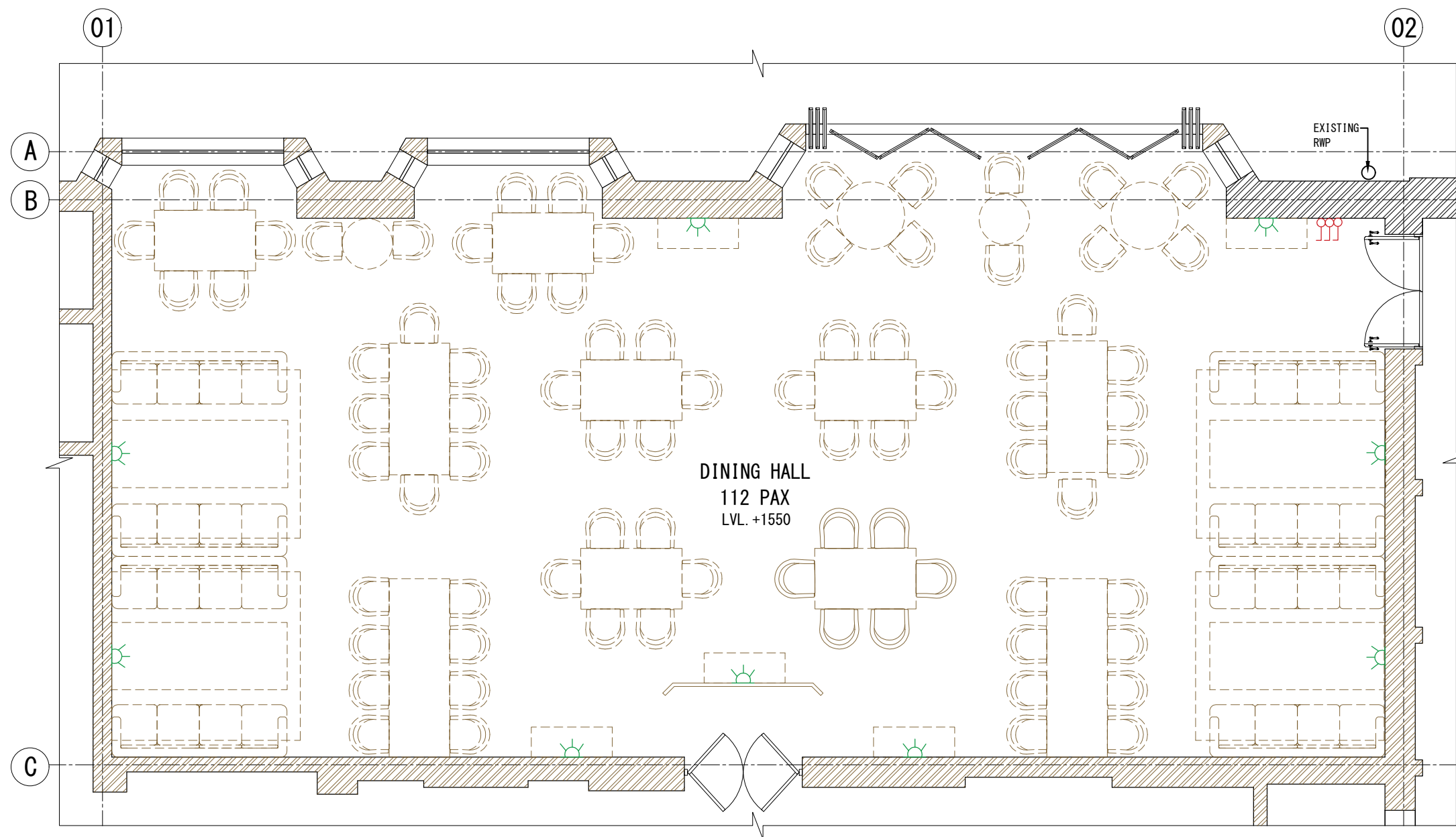
Date -
08-JAN-2025

Scale - 1:75

Reissue Date -

Orientation





ELECTRICAL PLAN

ELECTRICAL LEGEND

SYMBOL	FIXTURE	HEIGHT
	ONE WAY SWITCH	1200 MM
	TWO WAY SWITCH BOARD	1200 MM
	MINIATURE CIRCUIT BREAKER	1370 MM
	6A&16A SWITCH SOCKET	1000 MM
	6A&16A SWITCH SOCKET	300 MM
	6A&16A SWITCH SOCKET (FLOOR SOCKET)	

HIGH - EACH WITH 1USB 1 POWER 1 LIGHT
LOW - EACH WITH 1USB 1 POWER 1 LIGHT
ALL SOCKET TO BE UNIVERSAL PLUG COMPLAINT

NOTE:

01. THIS PLAN TO BE READ IN CONJUNCTION WITH ELEVATIONS FOR WALL LIGHT LOCATIONS
02. ALL ZONES WITH COVE LIGHTS IN CEILING & IN MIRROR TO HAVE LIGHT POINTS BEHIND.
03. ALL SOCKET TO BE UNIVERSAL PLUG COMPLAINT

Note - All the dimensions are to be verified from site by the contractor. The heights and wall length taken to be modified as per site and as built dimensions.

TENDER DRAWINGS

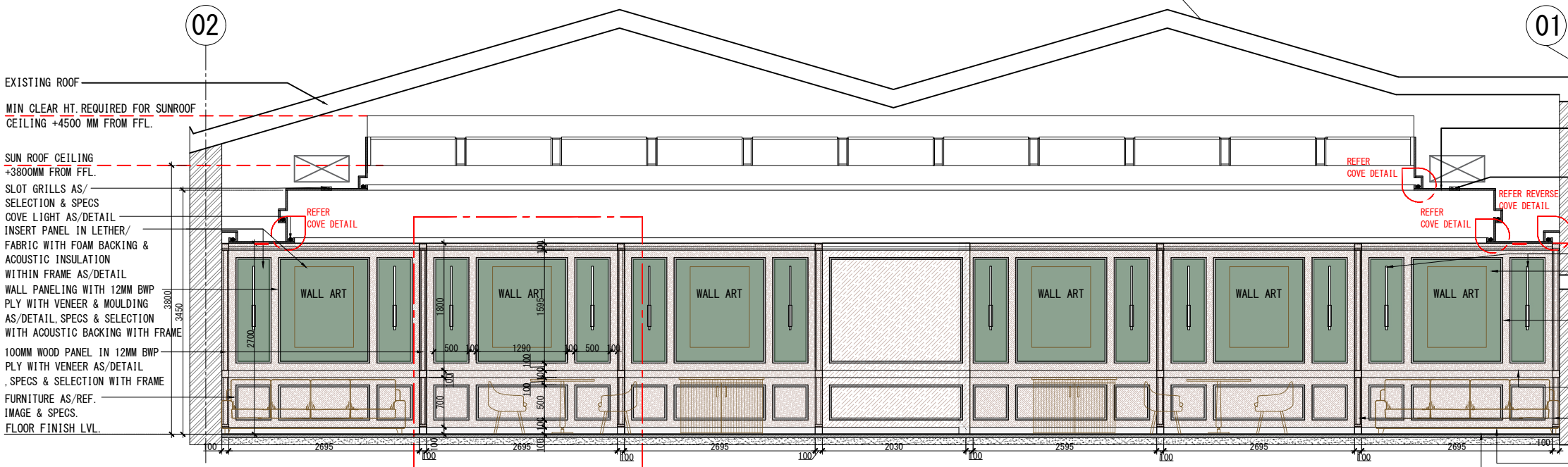
Notes -

- All dimensions are to be read and not to be scaled.
- All the dimensions to be verified as per site before commencement of any work.
- Contractor must notify Architect and / or Project Manager of all discrepancies in drawing.
- All revisions to be coordinated with structures and design at site.

REVISIONS

R NO	TITLE	DATE	REMARKS







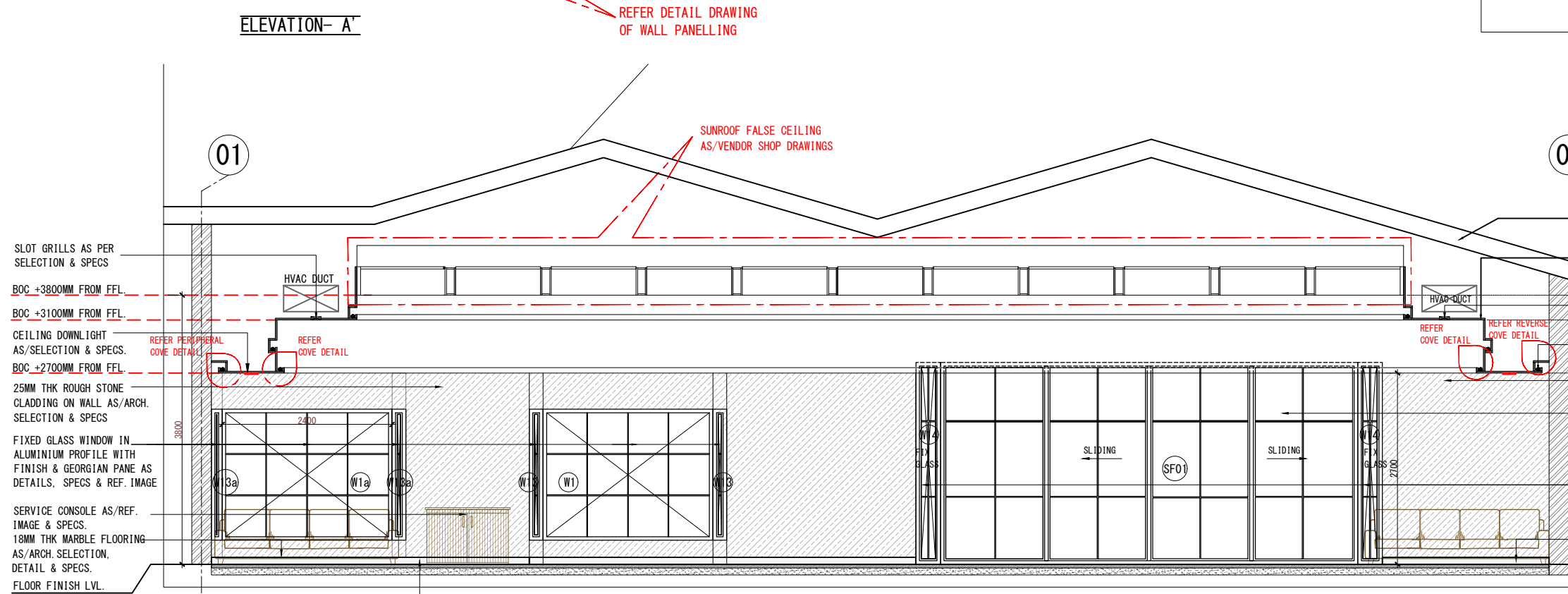
FLUTED WOOD REF. IMAGE



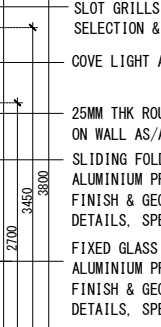
RENDER IMAGE



WALL PANELING REF. IMAGE



RENDER IMAGE



RENDER IMAGE

Note - All the dimensions are to be verified from site by the contractor. The heights and wall length taken to be modified as per site and as built dimensions.

TENDER DRAWINGS



Client's Name -
DELHI GOLF CLUB LTD.

Drawing Title -
ELEVATIONS AT-AA' &
CC'

Notes -

- All dimensions are to be read and not to be scaled.
- All the dimensions to be verified as per site before commencement of any work.
- Contractor must notify Architect and / or Project Manager of all discrepancies in drawing.
- All revisions to be coordinated with structures and design at site.

REVISIONS			
R NO	TITLE	DATE	REMARKS

Project-
DINING AT DELHI
GOLF CLUB-110003

Dwg No-
AD_Z4_02_01

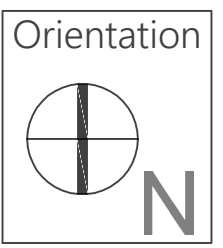
Drawn by - KS

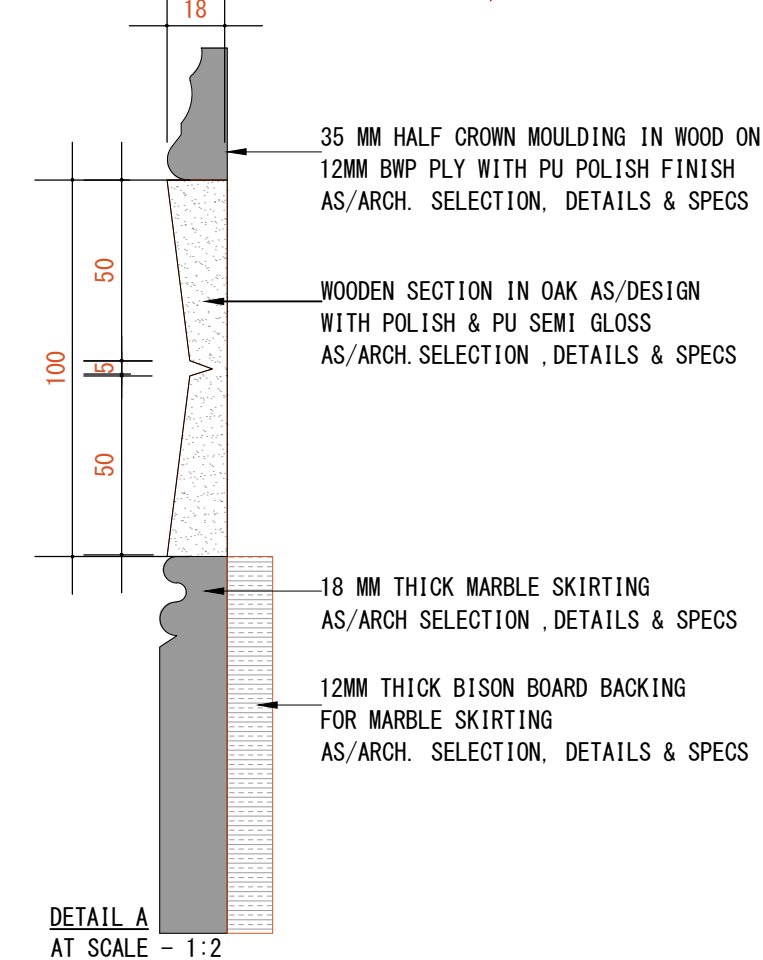
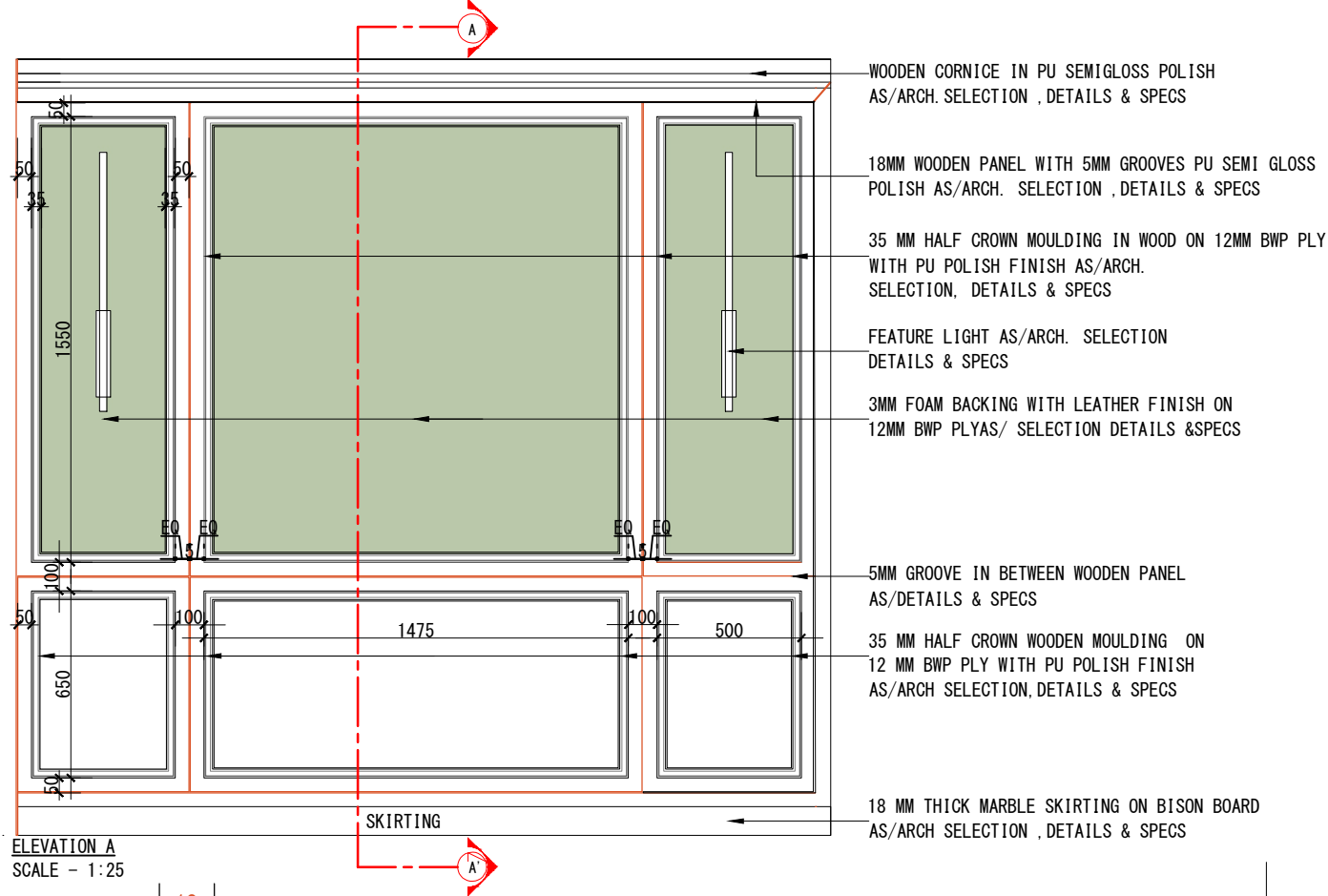
Checked by -TB

Date -
08-JAN-2025

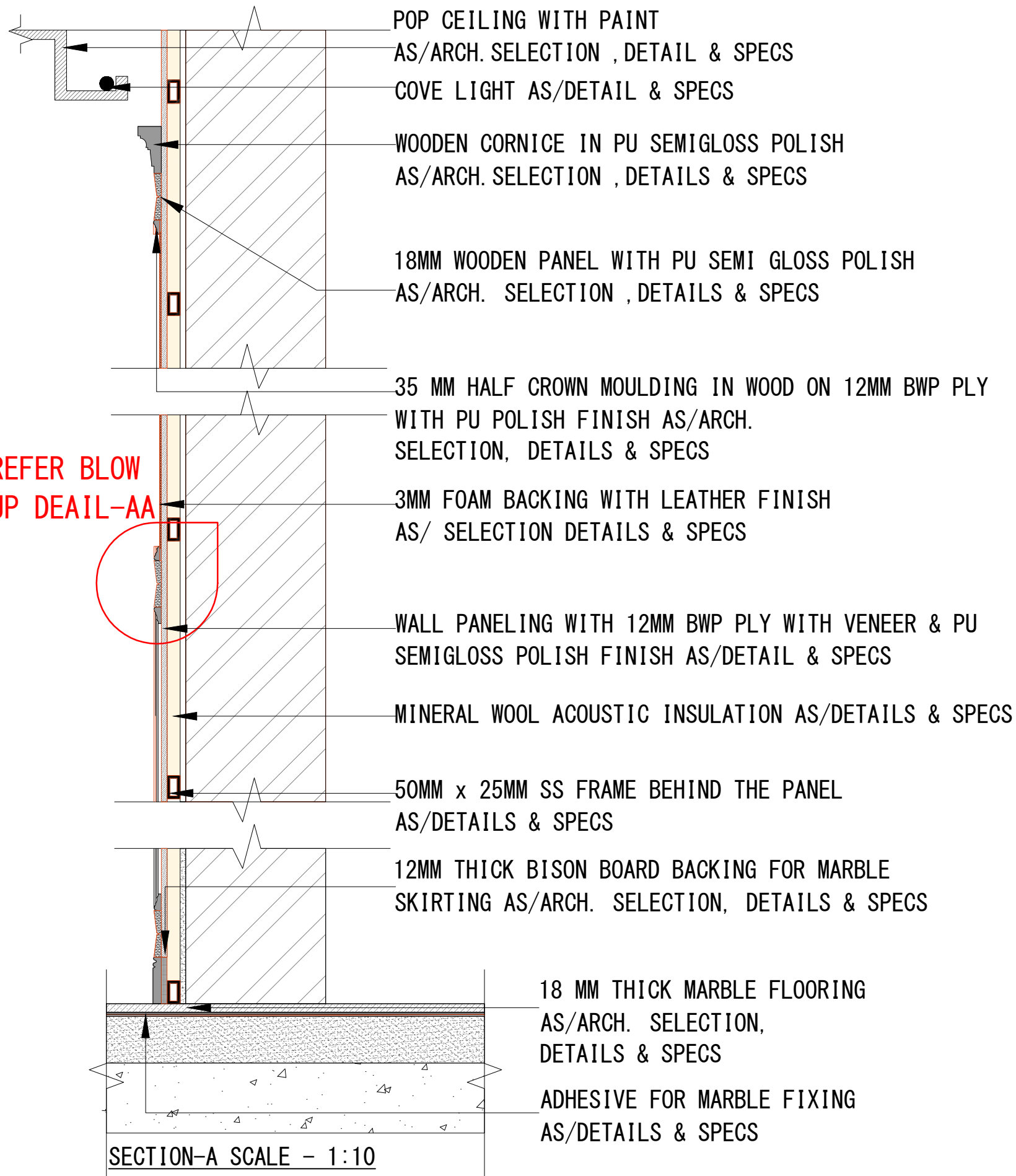
Scale - 1:75

Reissue Date -





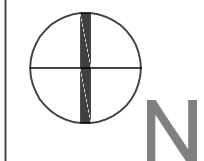
REFER BLOW
UP DEAIL-AA

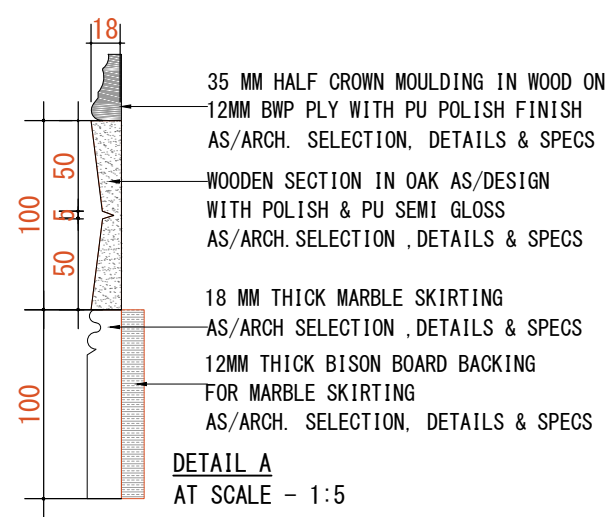
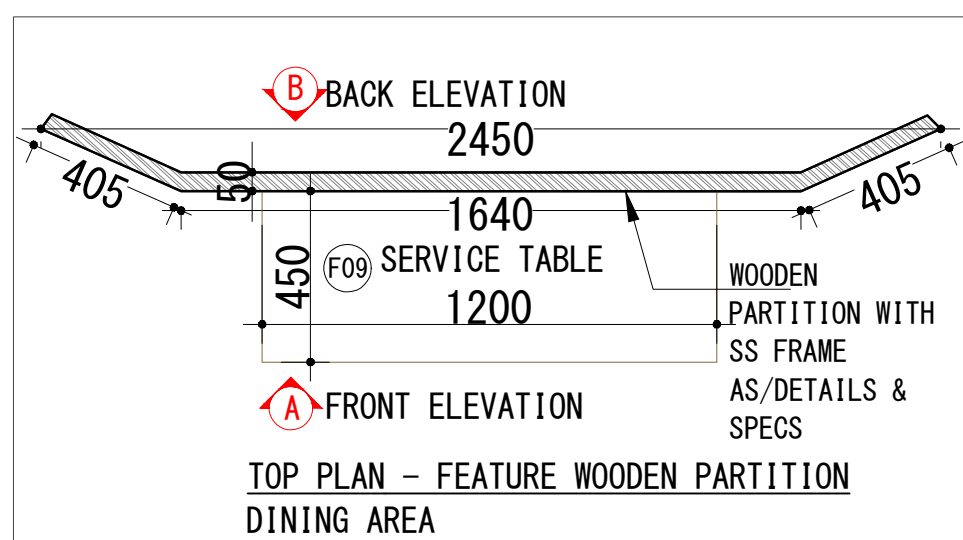


Note - All the dimensions are to be verified from site by the contractor. The heights and wall length taken to be modified as per site and as built dimensions.

TENDER DRAWING

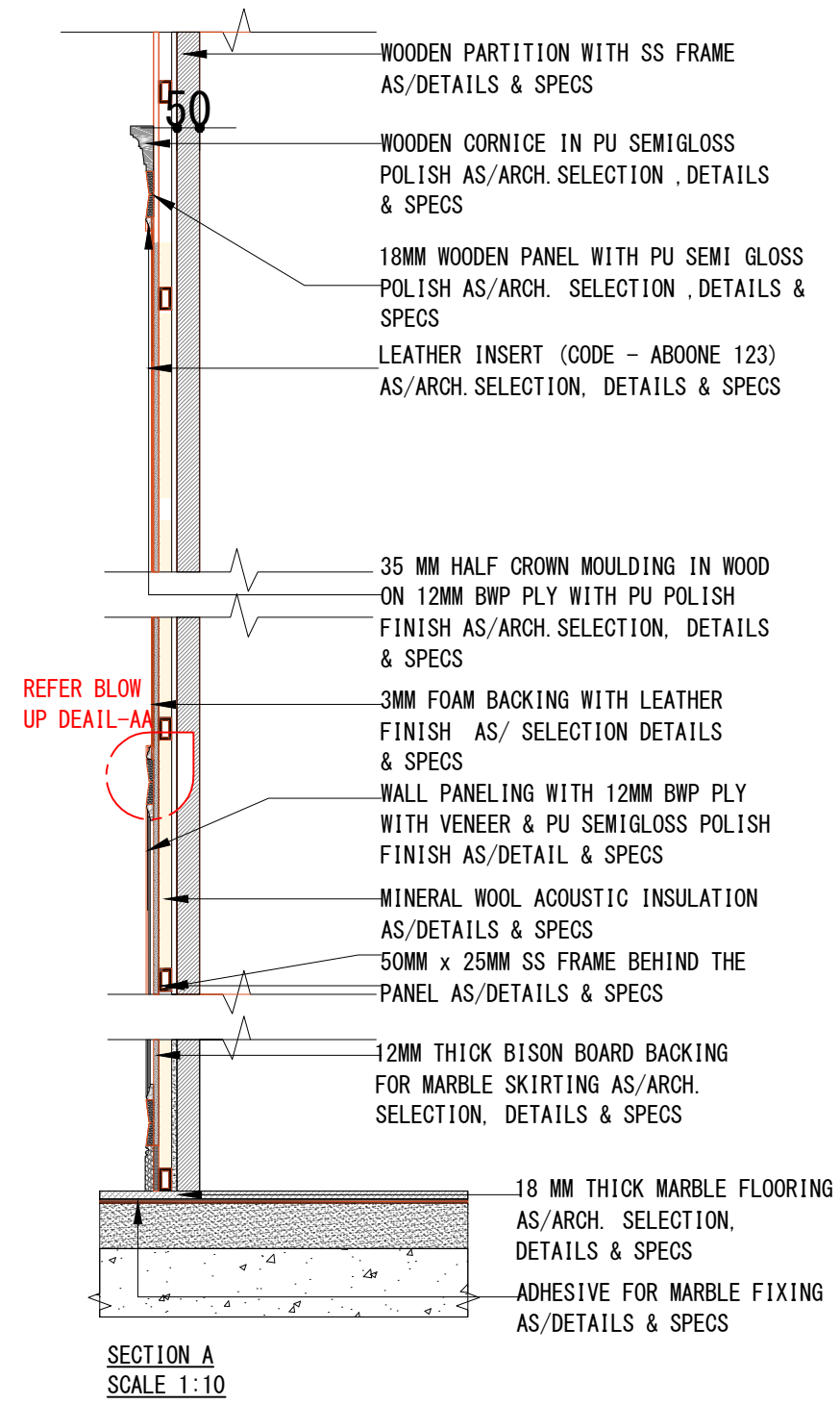
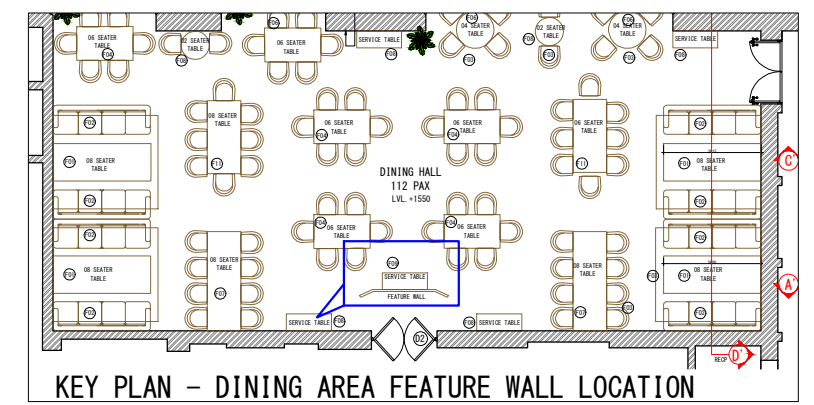
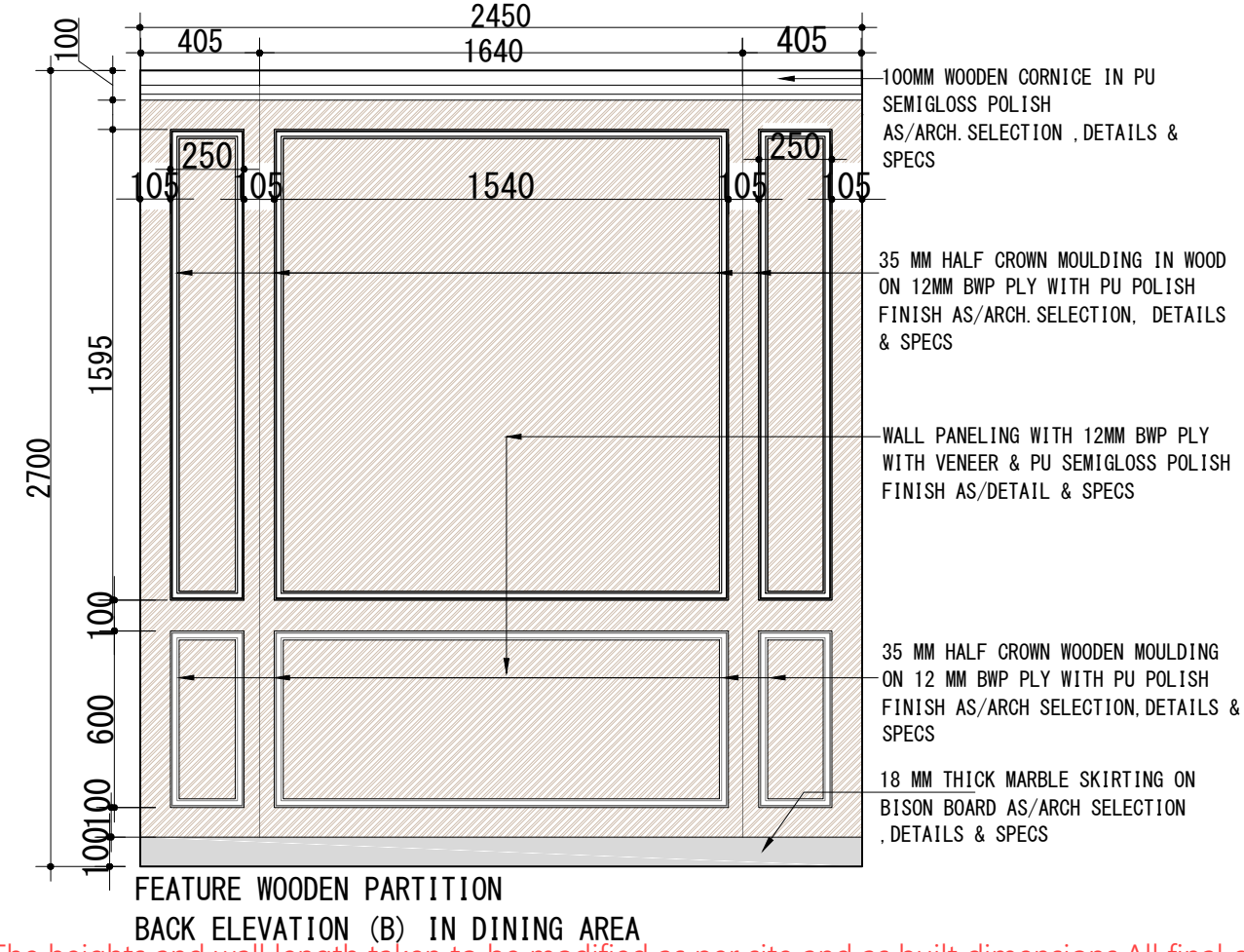
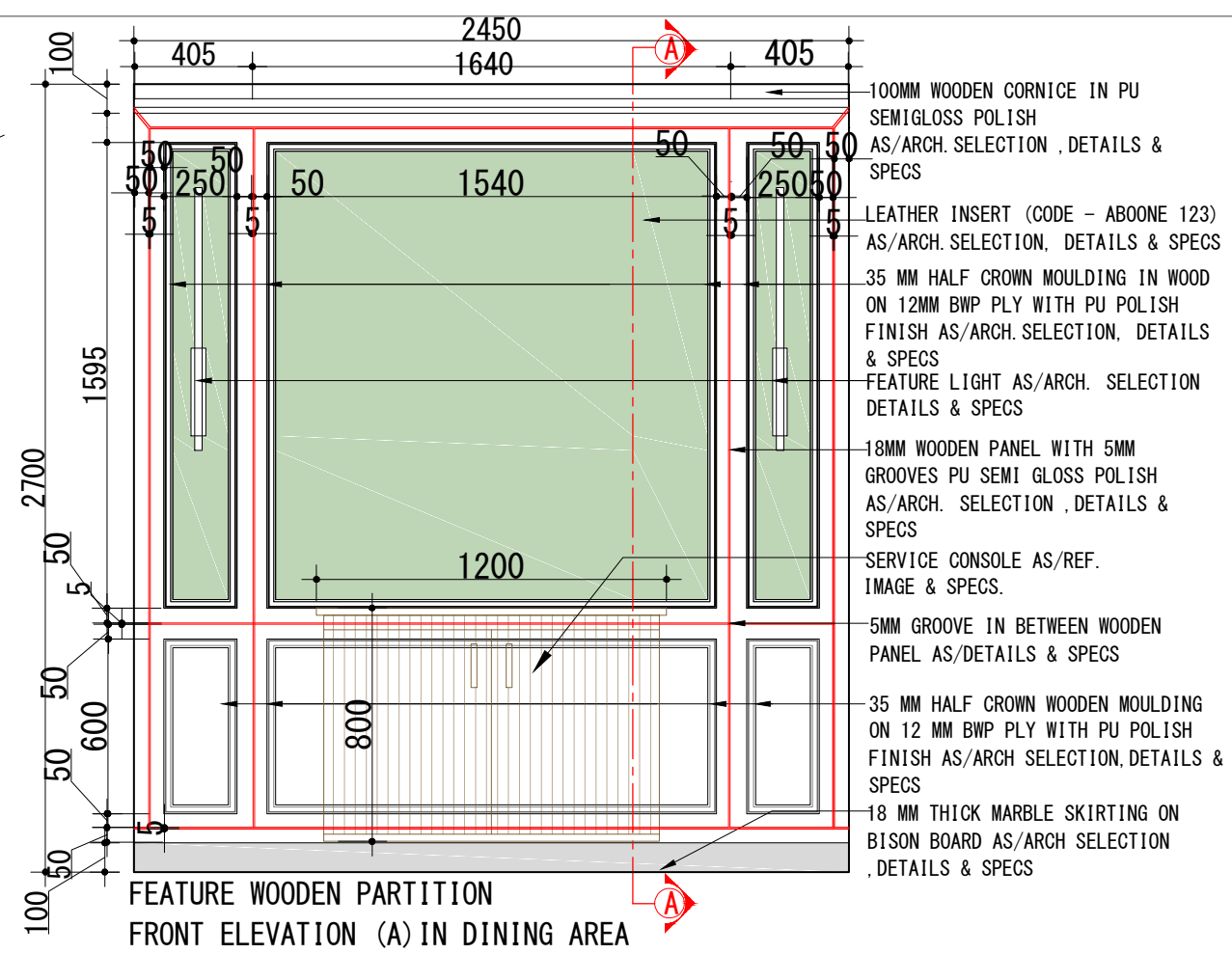
R NO	TITLE	DATE	REMARKS





REFERENCE IMAGE LEATHER INSERT - CODE ABOONE 123

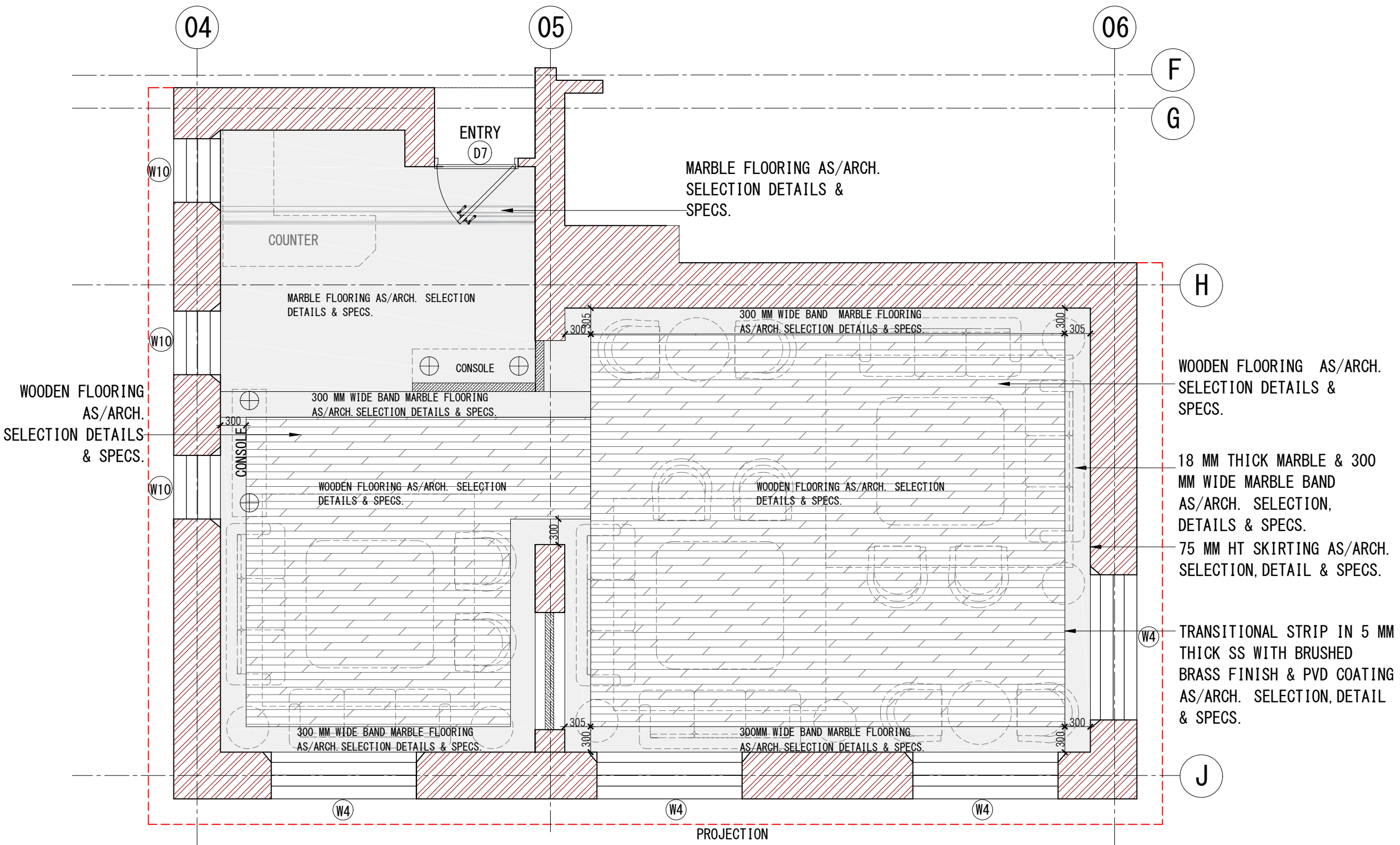
REFERENCE IMAGE FOR FEATURE WOODEN PARTITION PANEL DETAIL



Note - All the dimensions are to be verified at site by the contractor. The heights and wall length taken to be modified as per site and as built dimensions. All final ceiling heights to be confirmed.

TENDER DRAWINGS

<div>NSTUDIO NOVOFORMA</div>	Client's Name - DELHI GOLF CLUB LTD.	<div>Notes -</div> <div><div>·All dimensions are to be read and not to be scaled.</div><div>·All the dimensions to be verified as per site before commencement of any work.</div><div>·Contractor must notify Architect and / or Project Manager of all discrepancies in drawing.</div><div>·All revisions to be coordinated with structures and design at site.</div></div>	<div>REVISIONS</div> <table><tr><th>R NO</th><th>TITLE</th><th>DATE</th><th>REMARKS</th></tr><tr><td></td><td></td><td></td><td></td></tr><tr><td></td><td></td><td></td><td></td></tr><tr><td></td><td></td><td></td><td></td></tr><tr><td></td><td></td><td></td><td></td></tr><tr><td></td><td></td><td></td><td></td></tr><tr><td></td><td></td><td></td><td></td></tr></table>				R NO	TITLE	DATE	REMARKS																									Project- DINING AREA_04_AT DELHI GOLF CLUB-110003	Drawn by - PB	Date - 08/JAN/2026	Reissue Date -	Orientation <div><div></div><div>N</div></div>
	R NO		TITLE	DATE	REMARKS																																		
Drawing Title - FEATURE WOODEN PARTITION PANEL DETAIL (DINING AREA)		Dwg No- AD_Z4_05_02	Checked by - TB	Sheet size - A3 Scale - 1:25																																			



1. BEIGE GRAIN MARBLE FLOORING REF IMAGE



2. WOODEN FLOORING REF IMAGE

FLOORING LAYOUT

Please note - All the dimensions are to be verified at site by the contractor. The heights and wall length taken to be modified as per site and as built dimensions. All final ceiling heights to be confirmed

TENDER DRAWINGS



Client's Name -
DELHI GOLF CLUB LTD.

Drawing Title -
PARTY ROOM FLOORING
PLAN

Notes -
-All dimensions are to be read and not to be scaled.
-All the dimensions to be verified as per site before commencement of any work.
-Contractor must notify ARCH. and Project Manager of all discrepancies in drawing.
-All revisions to be coordinated with structures and design at site.

REVISIONS			
R NO	TITLE	DATE	REMARKS

Project-
PARTY ROOM AT
DELHI GOLF CLUB
110003

Dwg No-
AD-Z5-01-02

Drawn by - PB

Checked by -TB

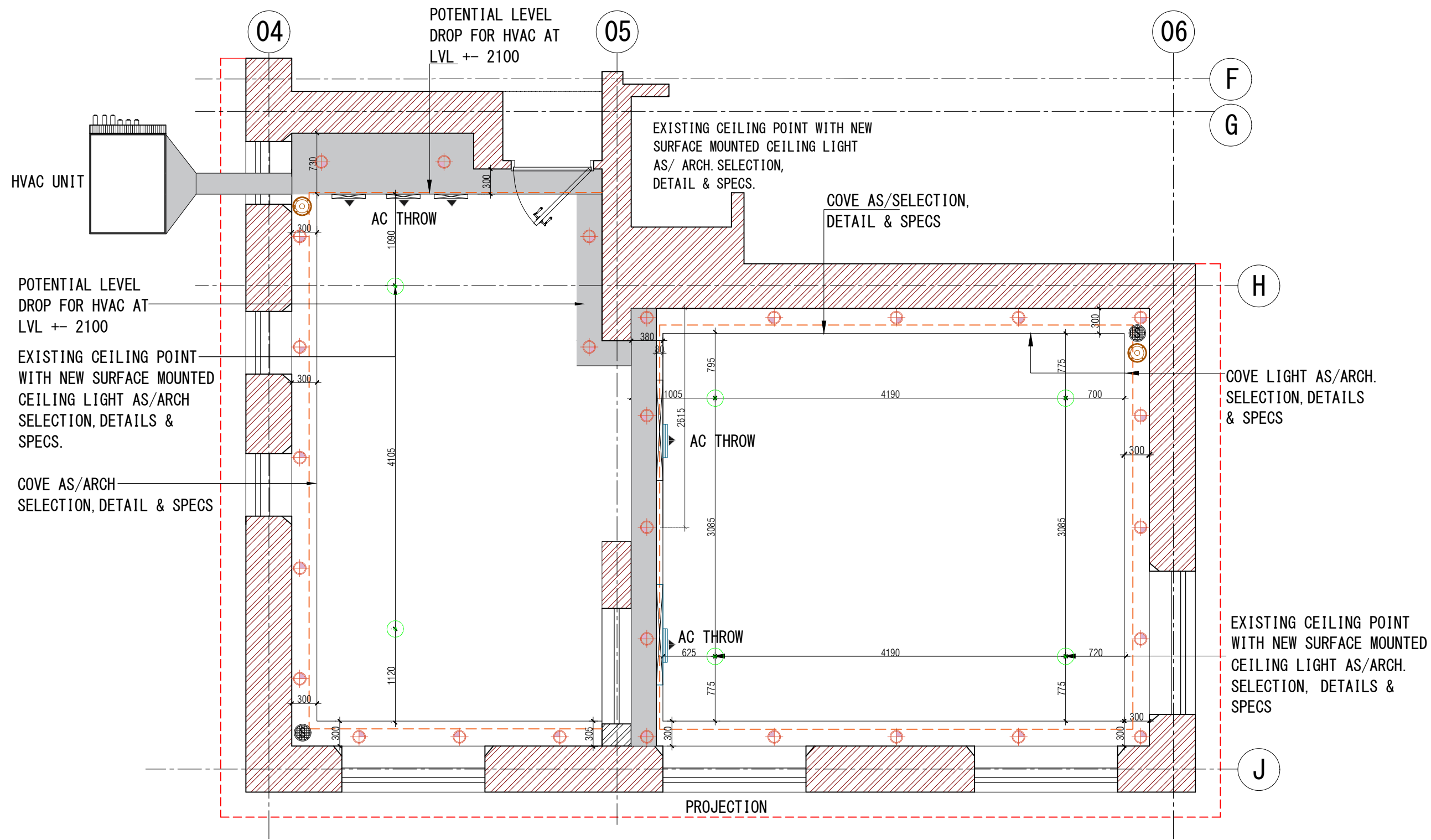
Date -
08/JAN/2026

Scale - 1:75

Reissue Date -

Orientation





RCP LEGEND	
	SLOT PROFILE FOR HVAC AS/SELECTION
	WALL SPEAKER
	COB ADJUSTABLE LIGHT
	LED COVE LIGHT
	CEILING CAMERA
	SURFACE LIGHT

REFLECTED FALSE CEILING PLAN

Please note - All the dimensions are to be verified at site by the contractor. The heights and wall length taken to be modified as per site and as built dimensions. All final ceiling heights to be confirmed

TENDER DRAWINGS



Client's Name -
DELHI GOLF CLUB LTD.

Drawing Title -
PARTY ROOM RCP PLAN

Notes -
·All dimensions are to be read and not to be scaled.
·All the dimensions to be verified as per site before commencement of any work.
·Contractor must notify ARCH. and Project Manager of all discrepancies in drawing.
·All revisions to be coordinated with structures and design at site.

REVISIONS			
R NO	TITLE	DATE	REMARKS

Project-
PARTY ROOM AT
DELHI GOLF CLUB
110003

Dwg No-
EL-Z5-01-01

Drawn by - PB


Checked by -TB

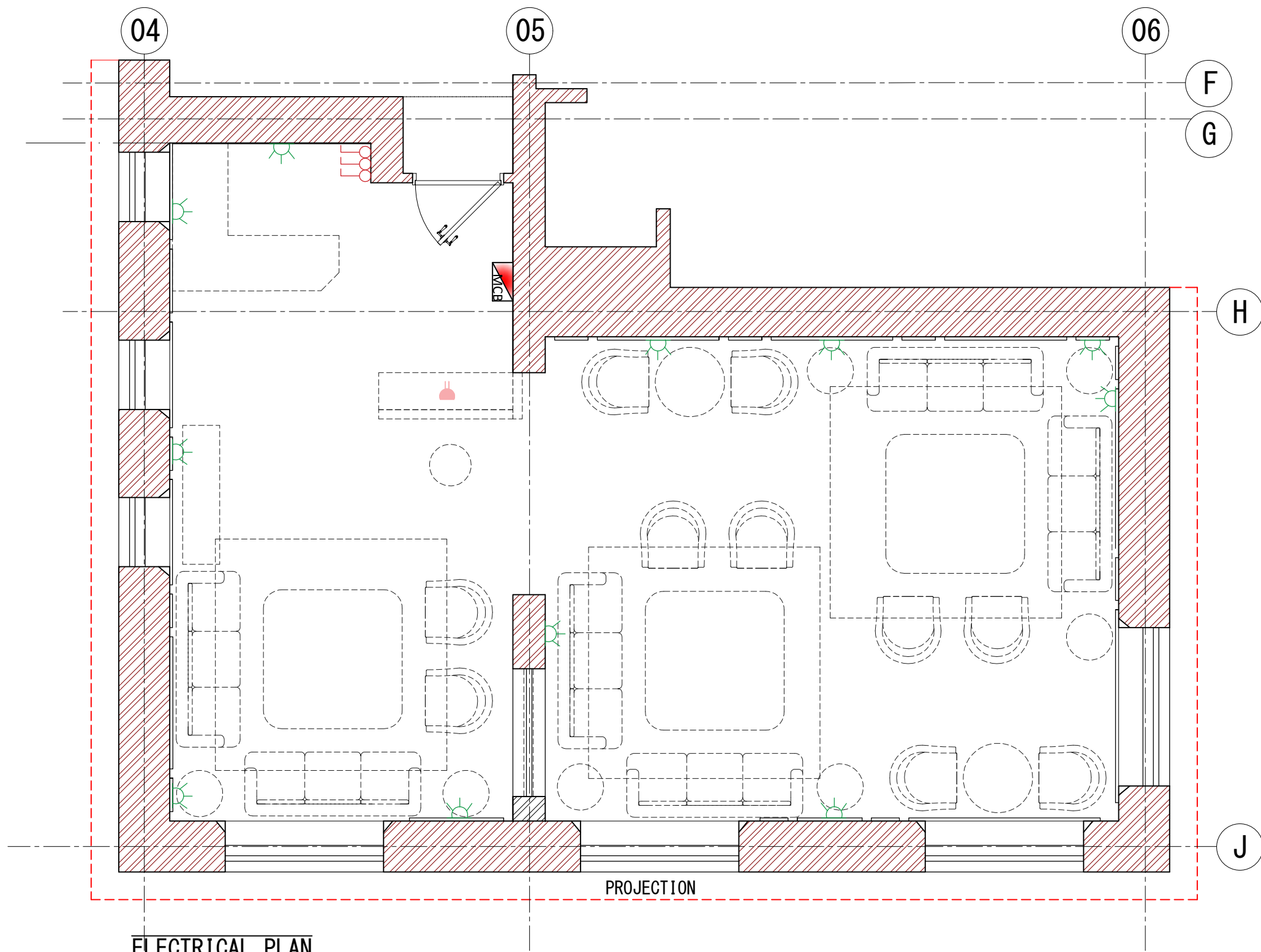
Date -
08/JAN/2026

Scale - 1:75

Reissue Date -

Orientation





ELECTRICAL LEGEND

SYMBOL	FIXTURE	HEIGHT
	ONE WAY SWITCH	1200 MM
	TWO WAY SWITCH BOARD	1200 MM
	MINIATURE CIRCUIT BREAKER	1370 MM
	6A&16A SWITCH SOCKET	1000 MM
	6A&16A SWITCH SOCKET	300 MM
	6A&16A SWITCH SOCKET (FLOOR SOCKET)	

HIGH - EACH WITH 1USB 1 POWER 1 LIGHT

LOW - EACH WITH 1USB 1 POWER 1 LIGHT

ALL SOCKET TO BE UNIVERSAL PLUG COMPLAINT

NOTE:

01. THIS PLAN TO BE READ IN CONJUNCTION WITH ELEVATIONS FOR WALL LIGHT LOCATIONS
02. ALL ZONES WITH COVE LIGHTS IN CEILING & IN MIRROR TO HAVE LIGHT POINTS BEHIND.
03. ALL SOCKET TO BE UNIVERSAL PLUG COMPLAINT

Please note - All the dimensions are to be verified at site by the contractor. The heights and wall length taken to be modified as per site and as built dimensions. All final ceiling heights to be confirmed

TENDER DRAWINGS



Client's Name -
DELHI GOLF CLUB LTD.

Drawing Title -
ELECTRICAL PLAN

Notes -

- All dimensions are to be read and not to be scaled.
- All the dimensions to be verified as per site before commencement of any work.
- Contractor must notify ARCH. and Project Manager of all discrepancies in drawing.
- All revisions to be coordinated with structures and design at site.

REVISIONS

R NO	TITLE	DATE	REMARKS

Project-
PARTY ROOM AT
DELHI GOLF CLUB
110003

Dwg No-
EL-Z5-01-02

Drawn by - MR

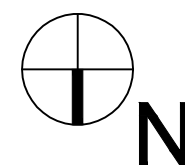
Checked by -TB

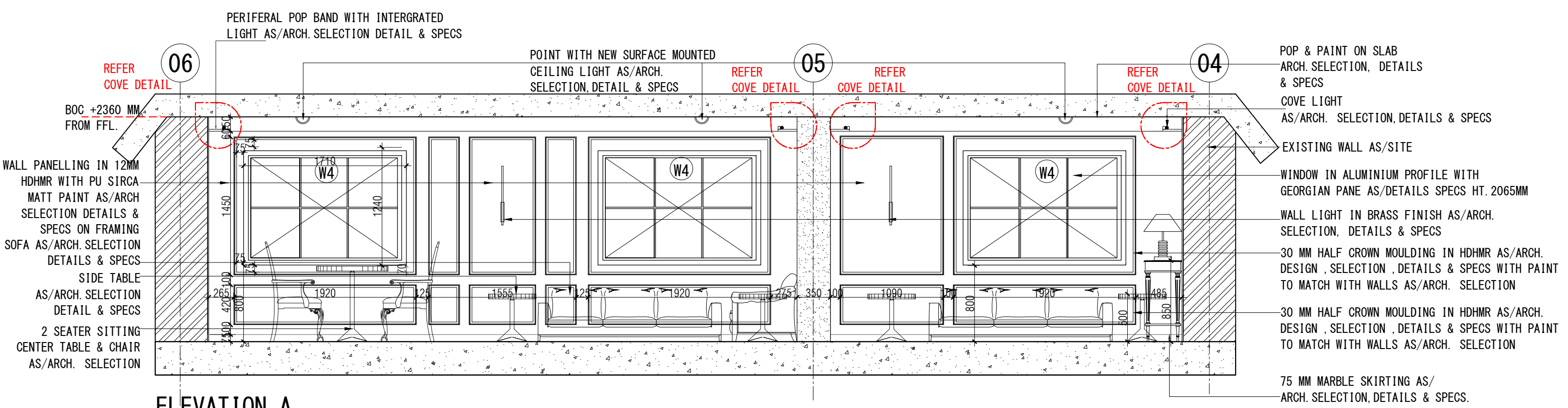
Date -
08/JAN/2026

Scale - 1:75

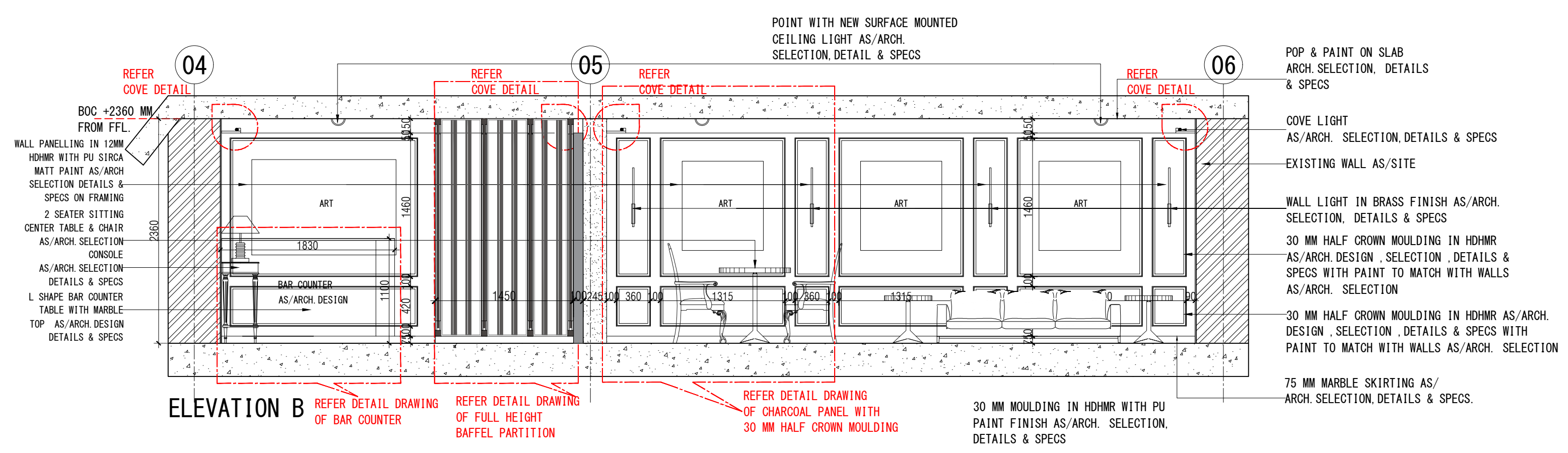
Reissue Date -

Orientation






ELEVATION A



ELEVATION B

Note - All the dimensions are to be verified at site by the contractor. The heights and wall length taken to be modified as per site and as built dimensions. All final ceiling heights to be confirmed

TENDER DRAWINGS



Client's Name -
DELHI GOLF CLUB LTD.

Drawing Title -
PARTY ROOM
ELEVATION AT A & B

Notes -

- All dimensions are to be read and not to be scaled.
- All the dimensions to be verified as per site before commencement of any work.
- Contractor must notify ARCH. and Project Manager of all discrepancies in drawing.
- All revisions to be coordinated with structures and design at site.

REVISIONS			
R NO	TITLE	DATE	REMARKS

Project-
PARTY ROOM AT
DELHI GOLF CLUB
110003

Dwg No-
AD-Z5-02-01

Drawn by - PB


Checked by -TB

Date -
08/JAN/2026

Scale - 1:50

Reissue Date -

Orientation





A photograph of a traditional interior design. The room features dark wood paneling on the walls and ceiling. Two large, brown leather sofas are arranged around a dark, oval coffee table. A large window with a wooden frame provides a view of a golf course. The room is decorated with framed artwork, a potted plant, and a patterned rug.

A photograph of a luxurious interior space, likely a lounge or library, featuring dark wood paneling, a large window with a view of a green landscape, and a seating area with leather sofas and armchairs. A long wooden table with two lamps is in the foreground.

A photograph of a sophisticated living room. The walls are covered in dark wood paneling with decorative horizontal and vertical lines. Two large, multi-paned windows with dark wood frames and light-colored shutters are positioned on the right wall, offering a view of a green landscape. Between the windows and on the left wall, there are framed landscape paintings. The room features two brown leather tufted sofas with dark blue or black throw pillows. A low, rectangular glass coffee table with a dark metal frame sits in the center. The floor is covered with a patterned rug. The lighting is warm, coming from the windows and possibly from sconces on the walls.

Architectural section drawing of a lounge area. The drawing shows a sofa on the left, a console table with two lamps in the center, and a wall with a light fixture on the right. Dimensions are provided for various elements: 1630 for the sofa width, 800 for the sofa depth, 1750 for the console length, 150 for the console depth, 800 for the wall height, 385 for the wall thickness, and 2135 for the total height. The drawing includes callouts for materials and finishes, such as 'WALL PANELLING IN 12MM HDHMR WITH PU SIRCA MATT PAINT AS/ARCH. SELECTION DETAILS & SPECS ON FRAMING SOFA AS/ARCH. SELECTION DETAILS & SPECS', 'PERIPHERAL POP BAND WITH INTERGRATED LIGHT AS/DETAIL', 'POINT WITH NEW SURFACE MOUNTED CEILING LIGHT AS/ARCH. SELECTION, DETAIL & SPECS', 'COVE LIGHT AS/ARCH. SELECTION, DETAILS & SPECS', 'EXISTING WALL AS/SITE', 'FULL HEIGHT BAFFLE PARTITION AS/ARCH. SELECTION DETAILS & SPECS', 'WALL LIGHT IN BRASS FINISH AS/ARCH. SELECTION, DETAILS & SPECS', 'CONSOLE AS/ARCH. SELECTION DETAILS & SPECS', and '75 MM MARBLE SKIRTING AS/ARCH. SELECTION DETAILS & SPECS'. Red dashed lines and arrows indicate specific details to be referred to in other drawings, such as 'REFER COVE DETAIL' and 'REFER DETAIL DRAWING OF FULL HEIGHT BAFFLE PARTITION'.

PERIPHERAL POP BAND WITH INTERGRATED LIGHT AS/DETAIL

POINT WITH NEW SURFACE MOUNTED CEILING LIGHT AS/ARCH. SELECTION, DETAIL & SPECS

REFER COVE DETAIL

REFER COVE DETAIL

BOC +2360 MM FROM FFL.

WALL PANELLING IN 12MM HDHMR WITH PU SIRCA MATT PAINT AS/ARCH. SELECTION DETAILS & SPECS ON FRAMING SOFA AS/ARCH. SELECTION DETAILS & SPECS

1630

800

1750

150

800

385

2135

OPENING TOWARDS LOUNGE AREA 01

COVE LIGHT AS/ARCH. SELECTION, DETAILS & SPECS

EXISTING WALL AS/SITE

FULL HEIGHT BAFFLE PARTITION AS/ARCH. SELECTION DETAILS & SPECS



WALL LIGHT IN BRASS FINISH AS/ARCH. SELECTION, DETAILS & SPECS

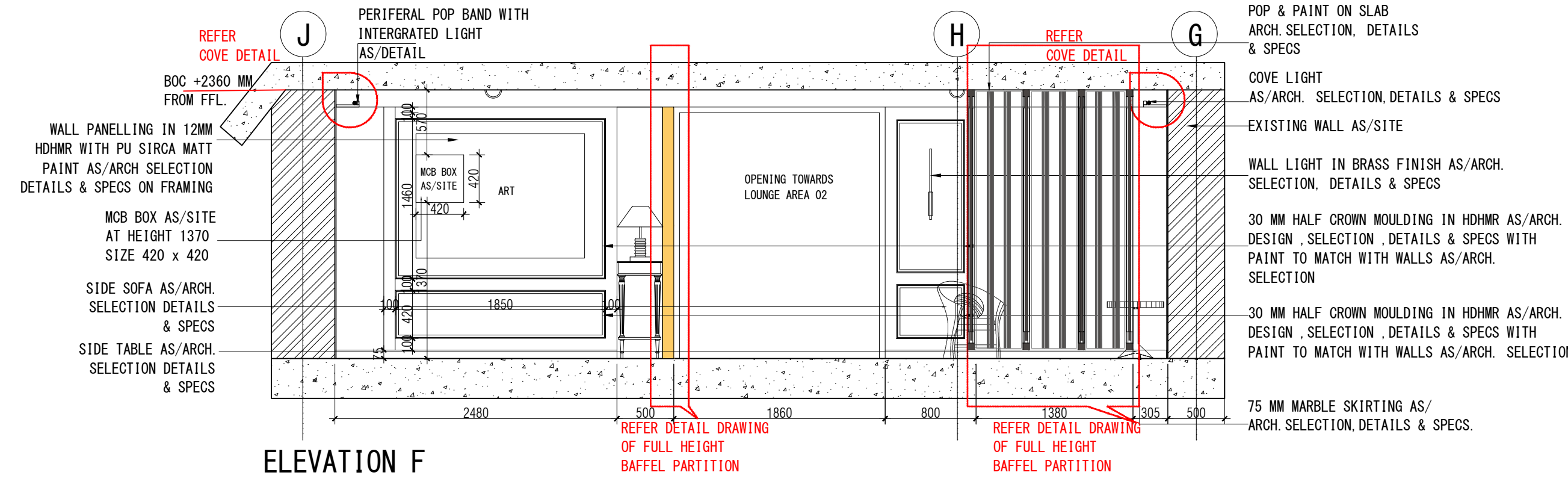
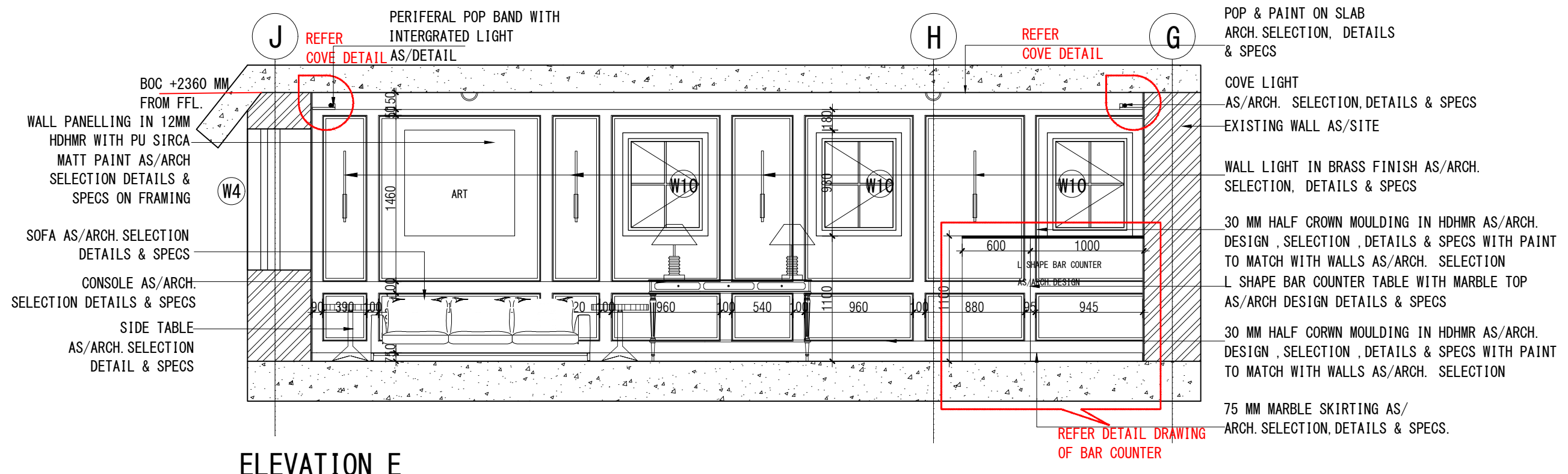
CONSOLE AS/ARCH. SELECTION DETAILS & SPECS

75 MM MARBLE SKIRTING AS/ARCH. SELECTION DETAILS & SPECS

REFER DETAIL DRAWING OF FULL HEIGHT BAFFLE PARTITION


REFER DETAIL DRAWING OF FULL HEIGHT BAFFLE PARTITION

	Client's Name - DELHI GOLF CLUB LTD.	Notes - ·All dimensions are to be read and not to be scaled. ·All the dimensions to be verified as per site before commencement of any work. ·Contractor must notify ARCH. and Project Manager of all discrepancies in drawing. ·All revisions to be coordinated with structures and design at site.	<table border="1" style="width: 100%; border-collapse: collapse;"> <thead> <tr> <th colspan="4">REVISIONS</th> </tr> <tr> <th style="width: 10%;">R NO</th> <th style="width: 30%;">TITLE</th> <th style="width: 10%;">DATE</th> <th style="width: 50%;">REMARKS</th> </tr> </thead> <tbody> <tr><td> </td><td> </td><td> </td><td> </td></tr> <tr><td> </td><td> </td><td> </td><td> </td></tr> <tr><td> </td><td> </td><td> </td><td> </td></tr> <tr><td> </td><td> </td><td> </td><td> </td></tr> <tr><td> </td><td> </td><td> </td><td> </td></tr> </tbody> </table>	REVISIONS				R NO	TITLE	DATE	REMARKS																					Project- PARTY ROOM AT DELHI GOLF CLUB 110003	Drawn by - PB	Date - 08/JAN/2026	Reissue Date -	Orientation 
	REVISIONS																																			
R NO	TITLE	DATE	REMARKS																																	
Drawing Title - PARTY ROOM ELEVATION AT C & D	Dwg No- AD-Z5-02-02	Checked by - TB	Scale - 1:50																																	



Note - All the dimensions are to be verified at site by the contractor. The heights and wall length taken to be modified as per site and as built dimensions. All final ceiling heights to be confirmed

TENDER DRAWINGS



Client's Name -
DELHI GOLF CLUB LTD.

Drawing Title -
PARTY ROOM ELEVATION
AT E & F

Notes -

- All dimensions are to be read and not to be scaled.
- All the dimensions to be verified as per site before commencement of any work.
- Contractor must notify ARCH. and Project Manager of all discrepancies in drawing.
- All revisions to be coordinated with structures and design at site.

REVISIONS			
R NO	TITLE	DATE	REMARKS

Project-
PARTY ROOM AT
DELHI GOLF CLUB
110003

Dwg No-
AD-Z5-02-03

Drawn by - PB
08/JAN/2026


Checked by -TB

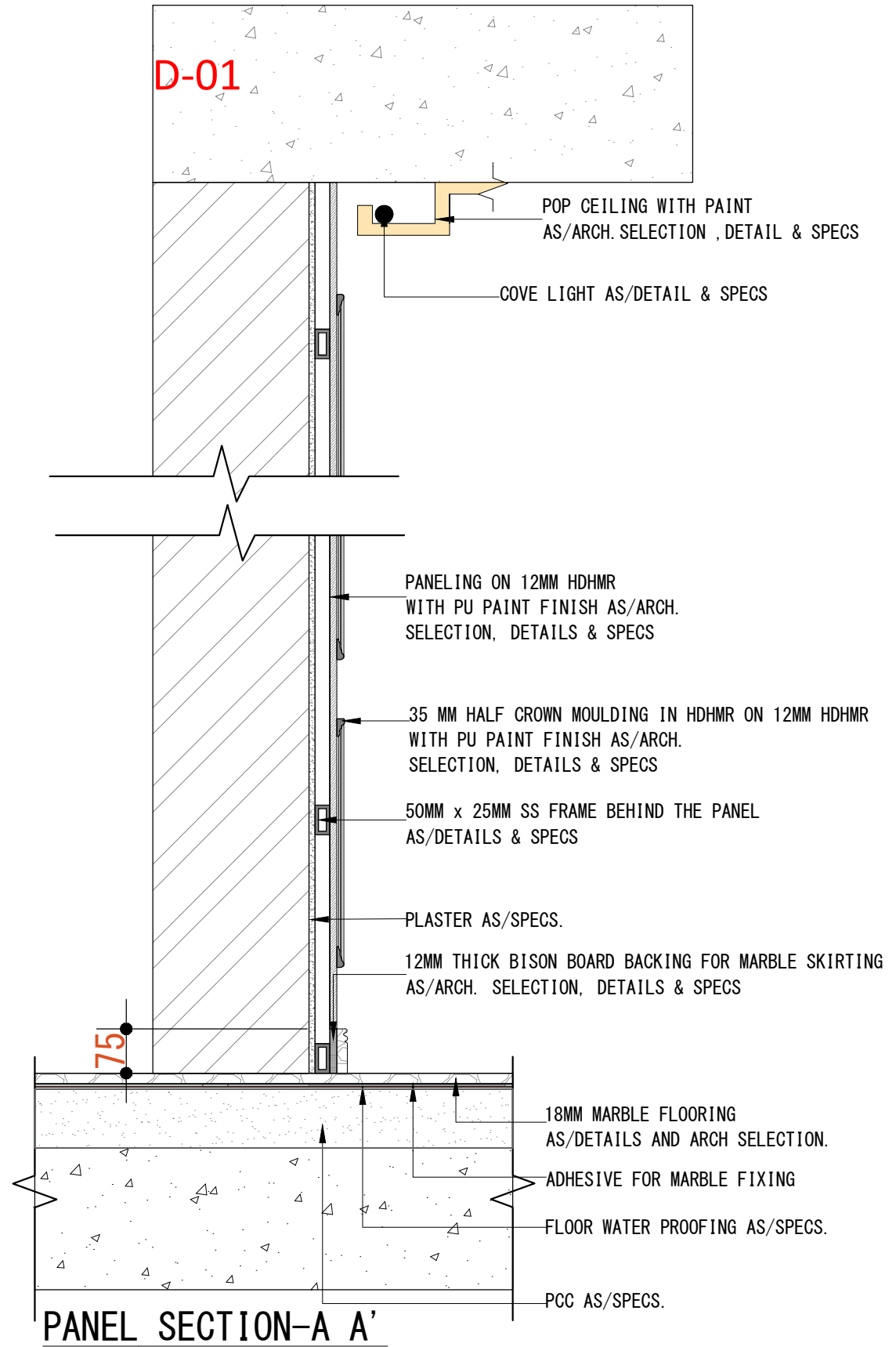
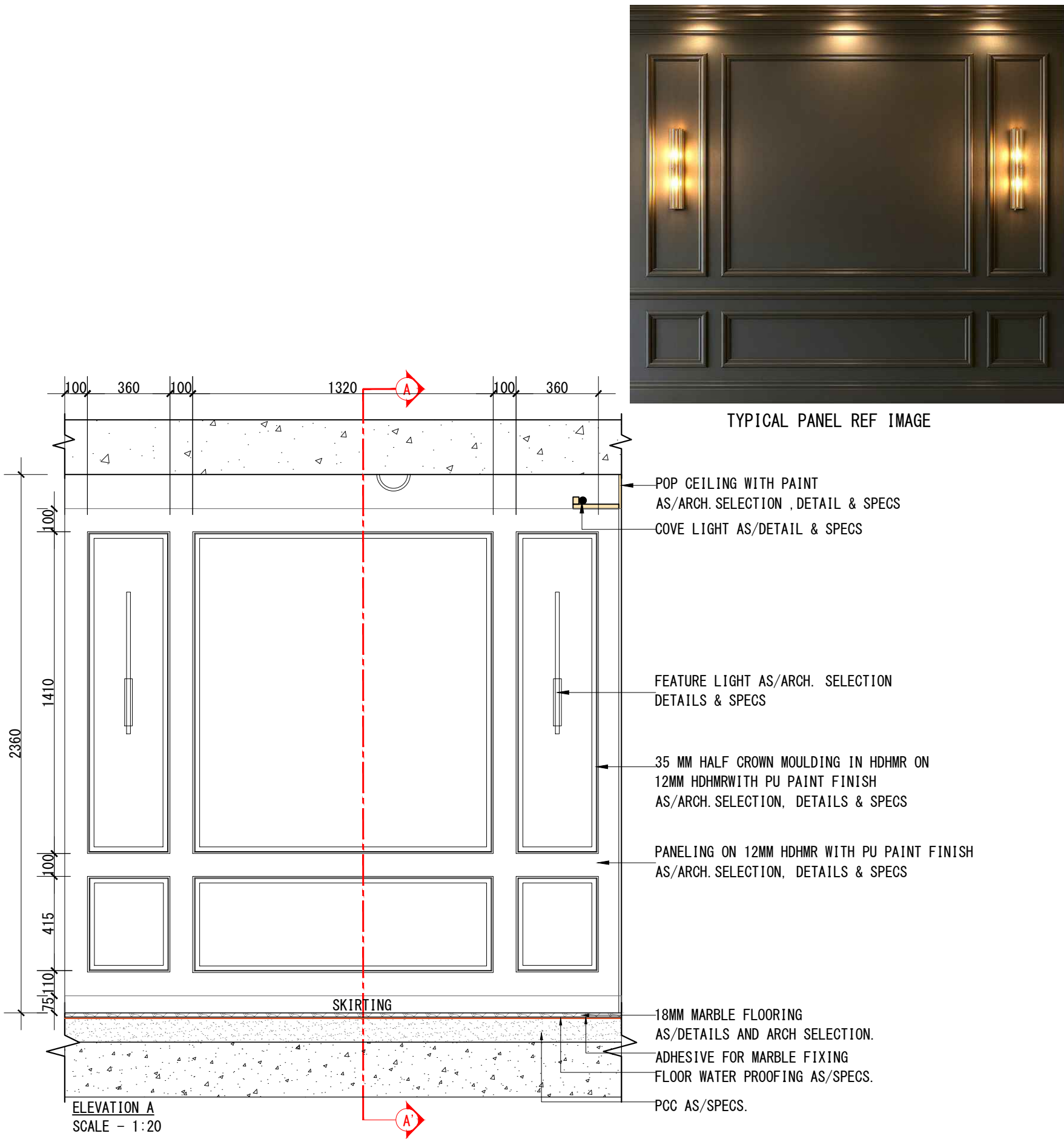
Date -

Scale - 1:50

Reissue Date -

Orientation





Note - All the dimensions are to be verified from site by the contractor. The heights and wall length taken to be modified as per site and as built dimensions.

TENDER DRAWING



Client's Name -
DELHI GOLF CLUB LTD.

Drawing Title -
TYPICAL WALL
PANEL DETAIL

Notes -

- All dimensions are to be read and not to be scaled.
- All the dimensions to be verified as per site before commencement of any work.
- Contractor must notify Architect and / or Project Manager of all discrepancies in drawing.
- All revisions to be coordinated with structures and design at site.

REVISIONS			
R NO	TITLE	DATE	REMARKS

Project-
MAIN BUILDING -
DELHI GOLF CLUB
LTD

Dwg No-
AD_Z5_05_01

Drawn by - AH

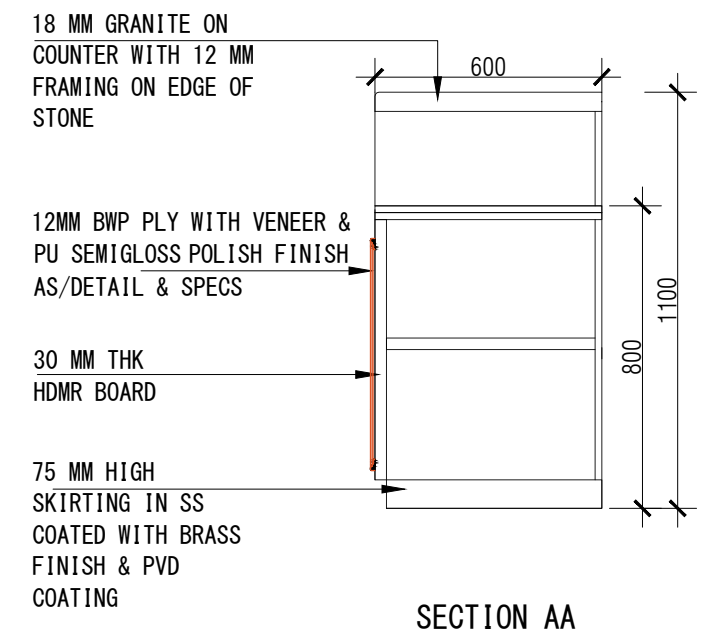
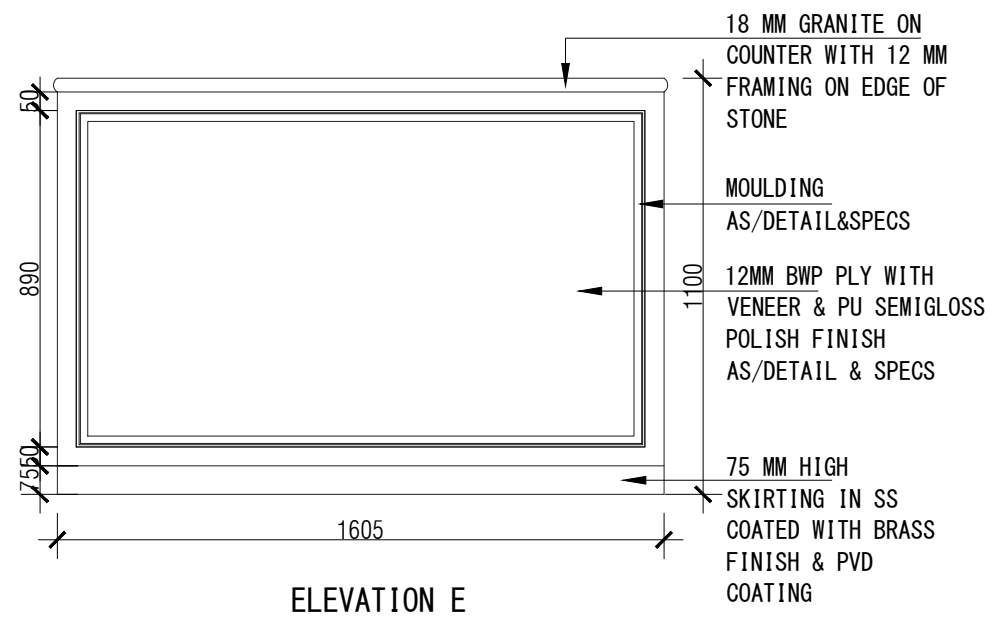
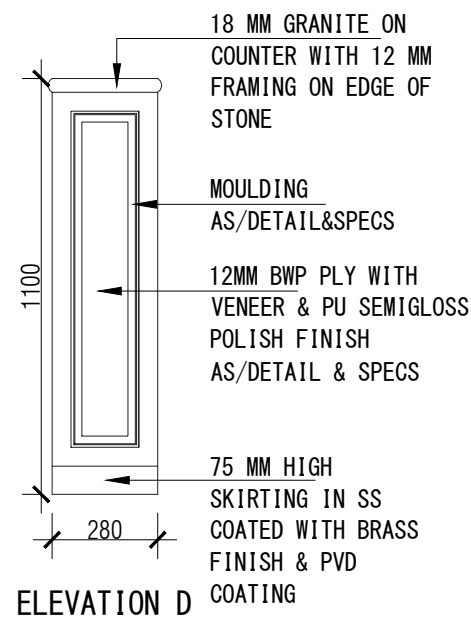
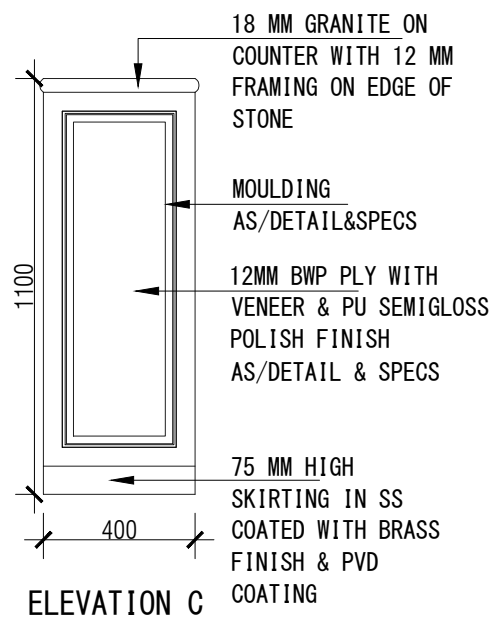
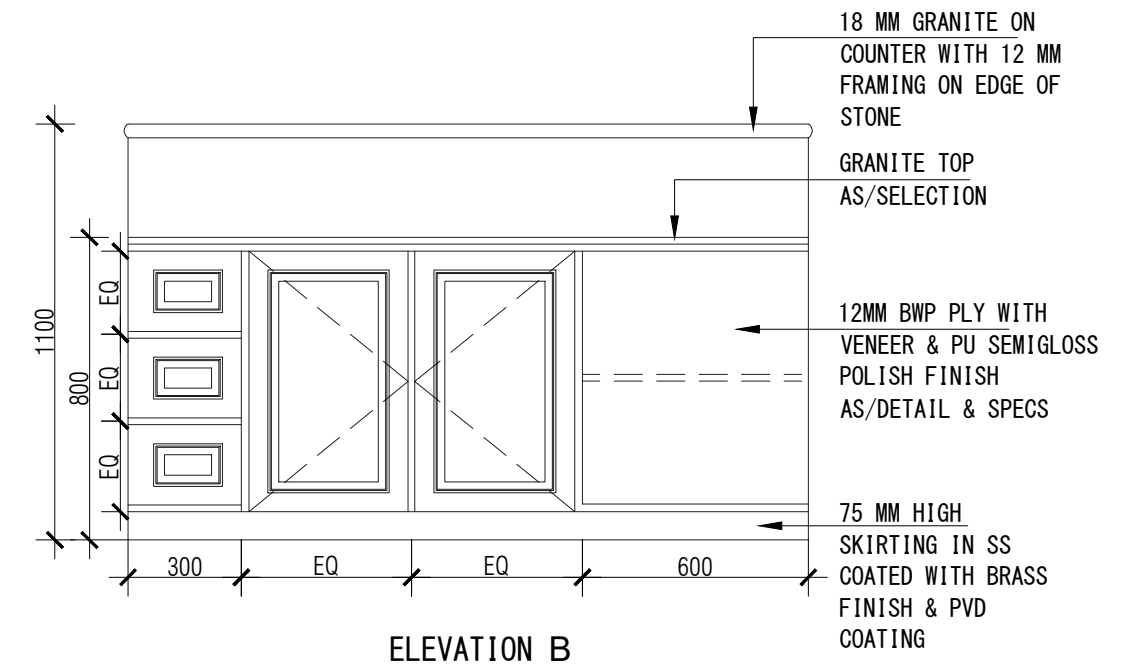
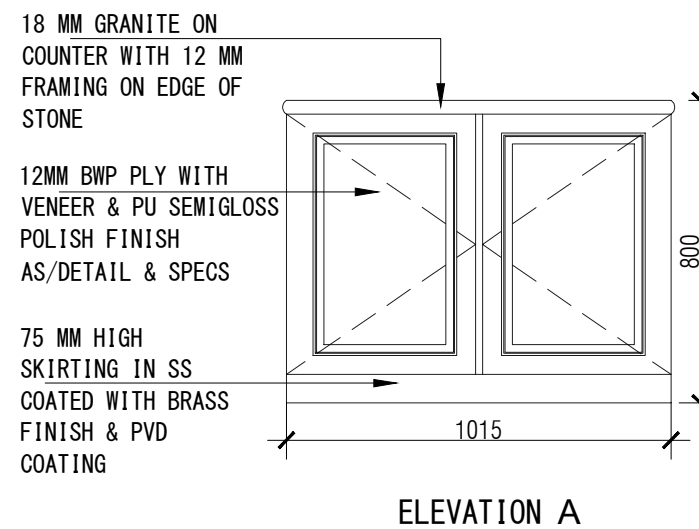
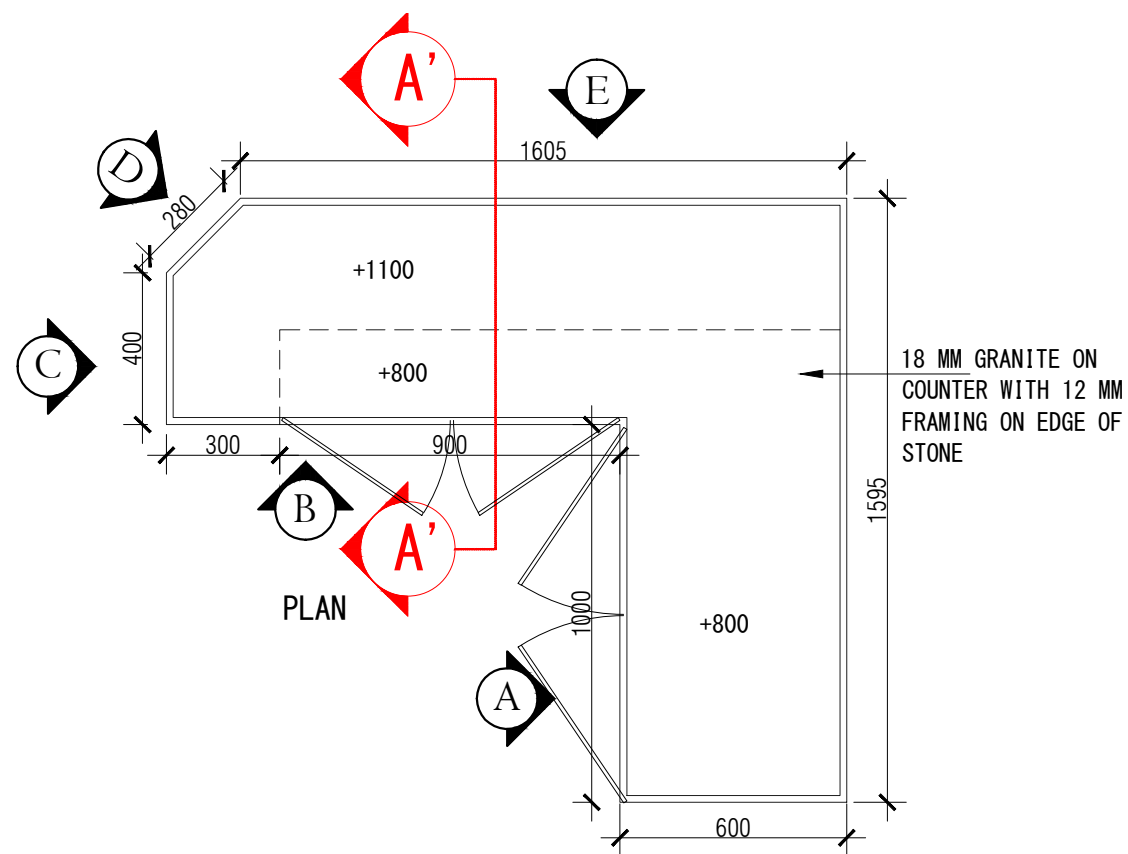
Checked by -TB

Date -
08-JAN-2025

Scale - 1:25
1:10

Reissue Date -





Note - All the dimensions are to be verified at site by the contractor. The heights and wall length taken to be modified as per site and as built dimensions. All final ceiling heights to be confirmed

TENDER DRAWINGS

STUDIO NOVOFORMA

Client's Name -
DELHI GOLF CLUB LTD.

Drawing Title -
PARTY ROOM COUNTER
DETAIL

Notes -

-All dimensions are to be read and not to be scaled.
-All the dimensions to be verified as per site before commencement of any work.
-Contractor must notify ARCH. and Project Manager of all discrepancies in drawing.
-All revisions to be coordinated with structures and design at site.

REVISIONS			
R NO	TITLE	DATE	REMARKS

Project-
PARTY ROOM AT
DELHI GOLF CLUB
110003

Dwg No-
AD-Z5-05-02

Drawn by - MR

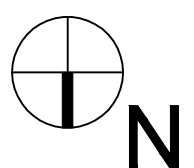
Checked by -TB

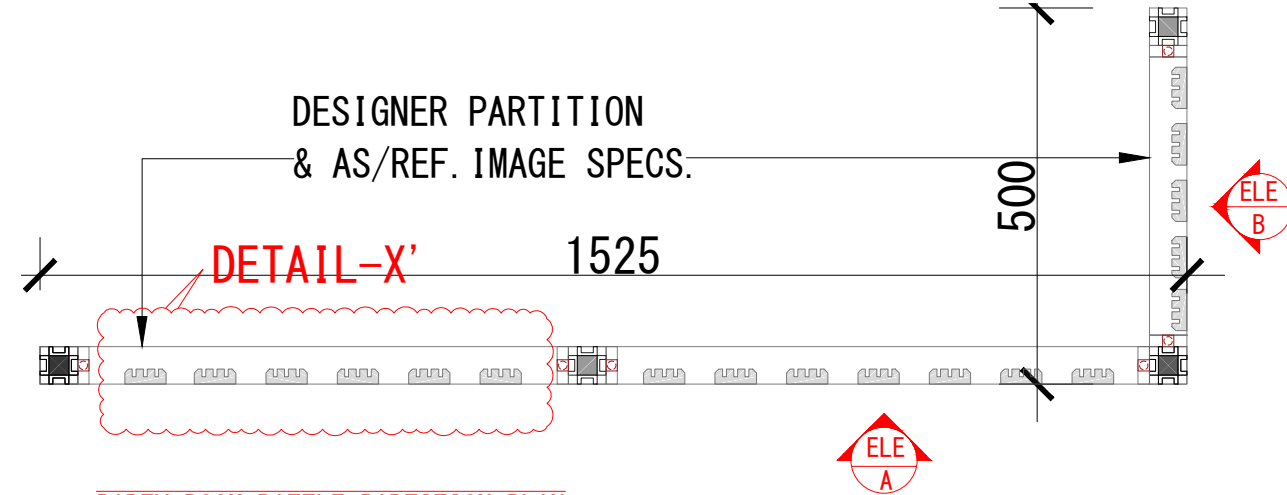
Date -
08/JAN/2026

Scale - 1:20

Reissue Date -

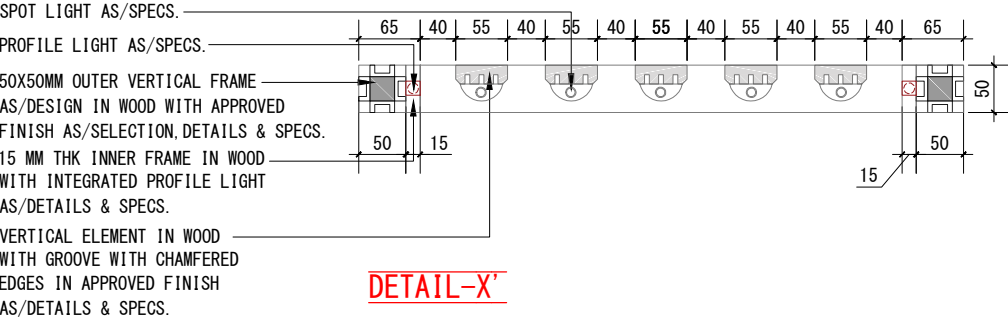
Orientation



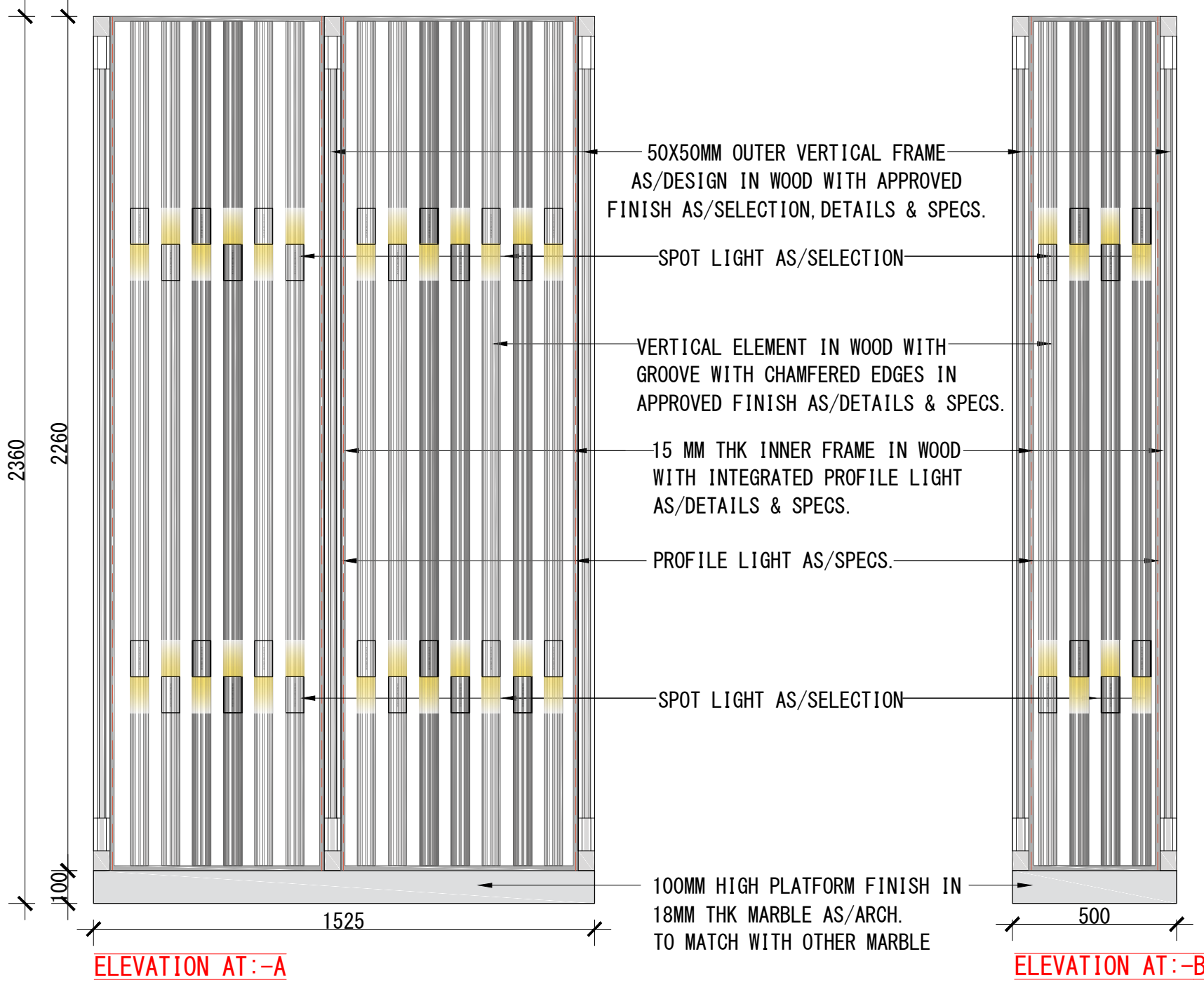


PARTY ROOM BAFFLE PARTITION PLAN

SCALE 1:10



REFERENCE IMAGE FOR BAFFLE PARTITION



Note - All the dimensions are to be verified at site by the contractor. The heights and wall length taken to be modified as per site and as built dimensions. All final ceiling heights to be confirmed

DRAFT TENDER DRAWINGS

Client's Name -
DELHI GOLF CLUB LTD.

Drawing Title -
PARTY AREA
BAFFLE PARTITION DETAIL

Notes -

- All dimensions are to be read and not to be scaled.
- All the dimensions to be verified as per site before commencement of any work.
- Contractor must notify Architect and / or Project Manager of all discrepancies in drawing.
- All revisions to be coordinated with structures and design at site.

REVISIONS			
R NO	TITLE	DATE	REMARKS

Project-
PARTY ROOM _05_
AT DELHI GOLF
CLUB-110003

Dwg No-
AD_Z5_05_03

Drawn by -
PB

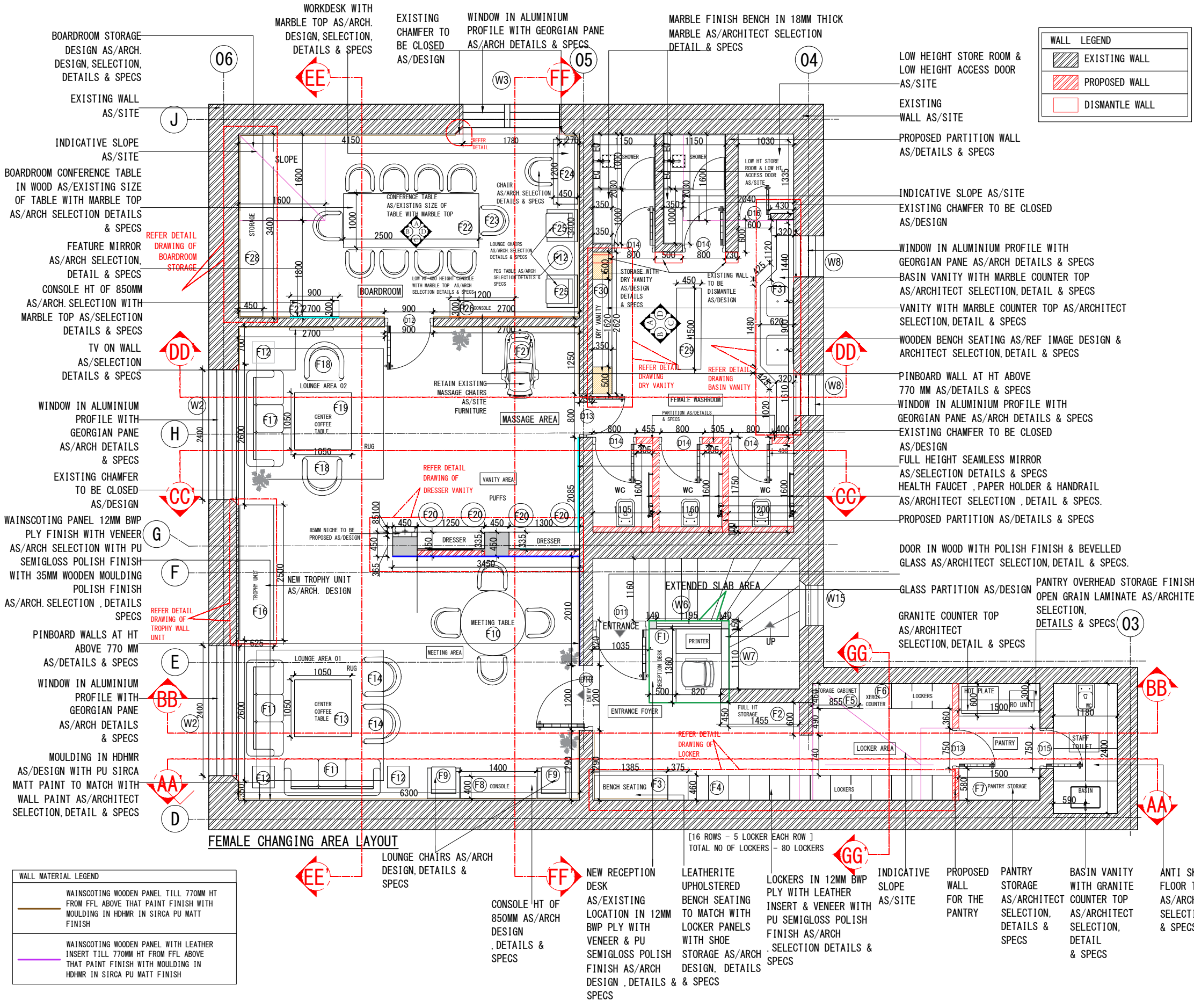
Checked by -
TB

Date -
26/DEC/2025

Sheet size - A3
Scale - 1:10

Reissue Date -

Orientation



REFERENCE IMAGE FOR LOUNGE AREA 01 SET
REFERENCE IMAGE FOR LOUNGE AREA 02 SET



F11. REFERENCE IMAGE FOR LOUNGE AREA 01 (NUMBER OF SOFA - 02)
F14. REFERENCE IMAGE FOR LOUNGE AREA 01 - 2 LOUNGE CHAIRS



F12. REFERENCE IMAGE FOR SIDE TABLES
F23. REFERENCE IMAGE FOR BOARDROOM CHAIRS
F17. REFERENCE IMAGE FOR LOUNGE AREA 02 - NUMBER OF SOFA - (01)



F18. REFERENCE IMAGE FOR LOUNGE CHAIR (2) - LOUNGE AREA 02
REFERENCE IMAGE FOR WALL PANEL AS/DESIGN VENEER FINISH PANEL AT HT 770MM.
REFERENCE IMAGE FOR VENEER MATERIAL



F20. REFERENCE IMAGE FOR PUFFS
F10. REFERENCE IMAGE FOR MEETING TABLE
F4. REFERENCE IMAGE FOR LOCKER PANELS



F16. REFERENCE IMAGE FOR TROPHY WALL UNIT
F09. REFERENCE IMAGE FOR LOUNGE CHAIRS NEAR CONSOLE
F08. REFERENCE IMAGE FOR CONSOLE NEAR LOUNGE CHAIRS AT ELEVATION AA

Note - All the dimensions are to be verified at site by the contractor. The heights and wall length taken to be modified as per site and as built dimensions. All final ceiling heights to be confirmed

Client's Name - DELHI GOLF CLUB LTD.

Drawing Title - FLOOR LAYOUT PLAN

Notes -

- All dimensions are to be read and not to be scaled.
- All the dimensions to be verified as per site before commencement of any work.
- Contractor must notify Architect and / or Project Manager of all discrepancies in drawing.
- All revisions to be coordinated with structures and design at site.

REVISIONS			
R NO	TITLE	DATE	REMARKS

Project- FEMALE CHANGING AREA_01 AT DELHI GOLF CLUB-110003

Dwg No- AD_Z6_01_01

Drawn by - PB

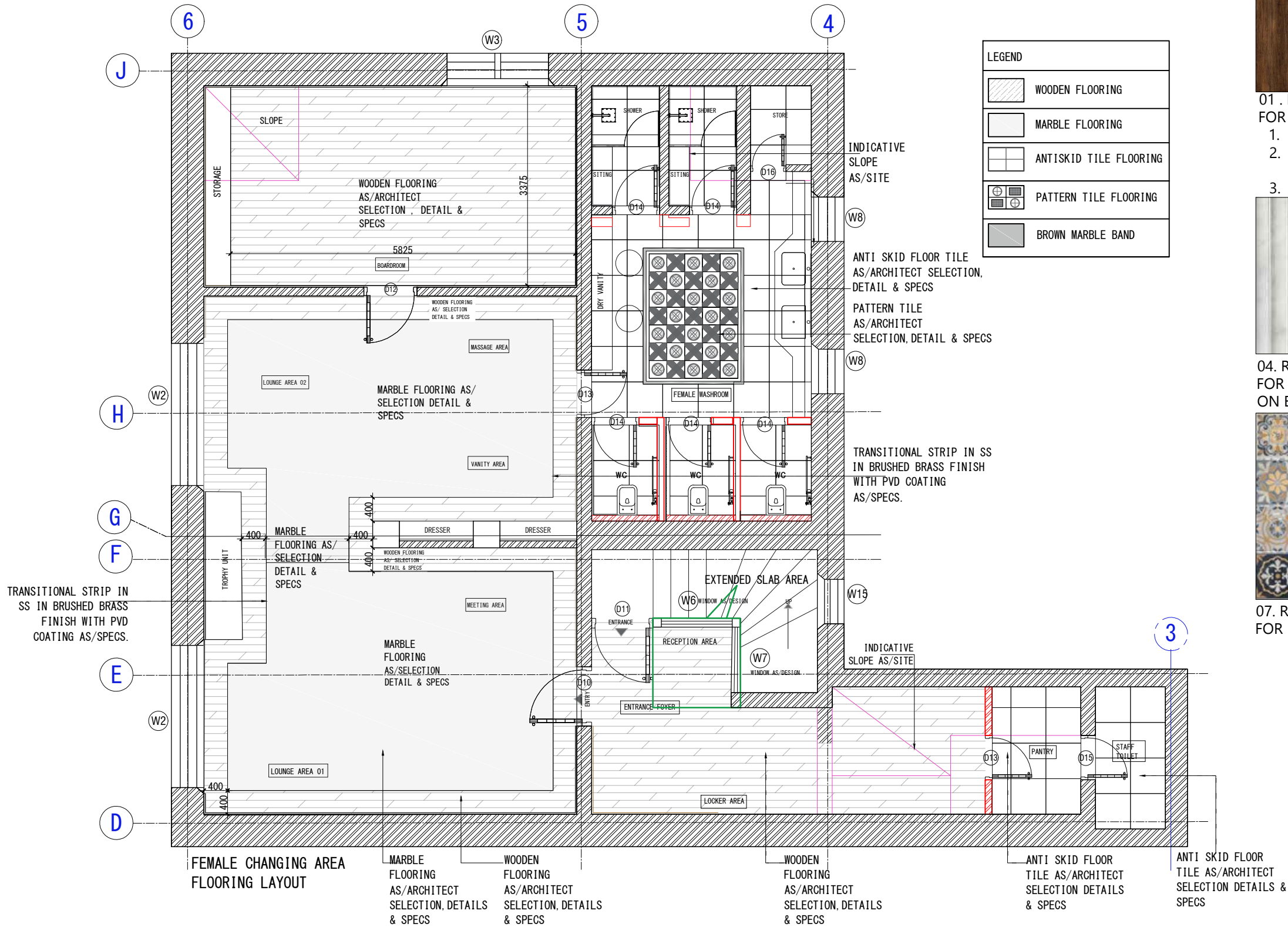
Checked by - TB

Date - 08/JAN/2026

Sheet size - A3
Scale - 1:75

Reissue Date -

Orientation



01 . REFERENCE IMAGE FOR WOODEN FLOORING

- ENTRANCE FOYER
- LOUNGE AREA
- WOODEN BAND
- BOARD ROOM

02. REFERENCE IMAGE FOR MARBLE FLOORING & VANITY TOP COUNTER

03. REFERENCE IMAGE FOR TILES IN WASHROOM AREA

04. REFERENCE IMAGE FOR FLUTED MARBLE ON BASIN AREA WALL

05. REFERENCE IMAGE FOR TRANSITION OF MARBLE & WOODEN FLOORING IN LOUNGE AREA

07. REFERENCE IMAGE FOR PATTERN TILES

08. REFERENCE IMAGE FOR MARBLE BAND

Note - All the dimensions are to be verified at site by the contractor. The heights and wall length taken to be modified as per site and as built dimensions. All final ceiling heights to be confirmed

TENDER DRAWINGS

Client's Name - DELHI GOLF CLUB LTD.

Drawing Title - FLOORING PLAN

Notes -

- All dimensions are to be read and not to be scaled.
- All the dimensions to be verified as per site before commencement of any work.
- Contractor must notify Architect and / or Project Manager of all discrepancies in drawing.
- All revisions to be coordinated with structures and design at site.

REVISIONS			
R NO	TITLE	DATE	REMARKS

Project- FEMALE CHANGING AREA_01_AT DELHI GOLF CLUB-110003

Dwg No- AD_Z6_01_02

Drawn by - PB

Checked by - TB

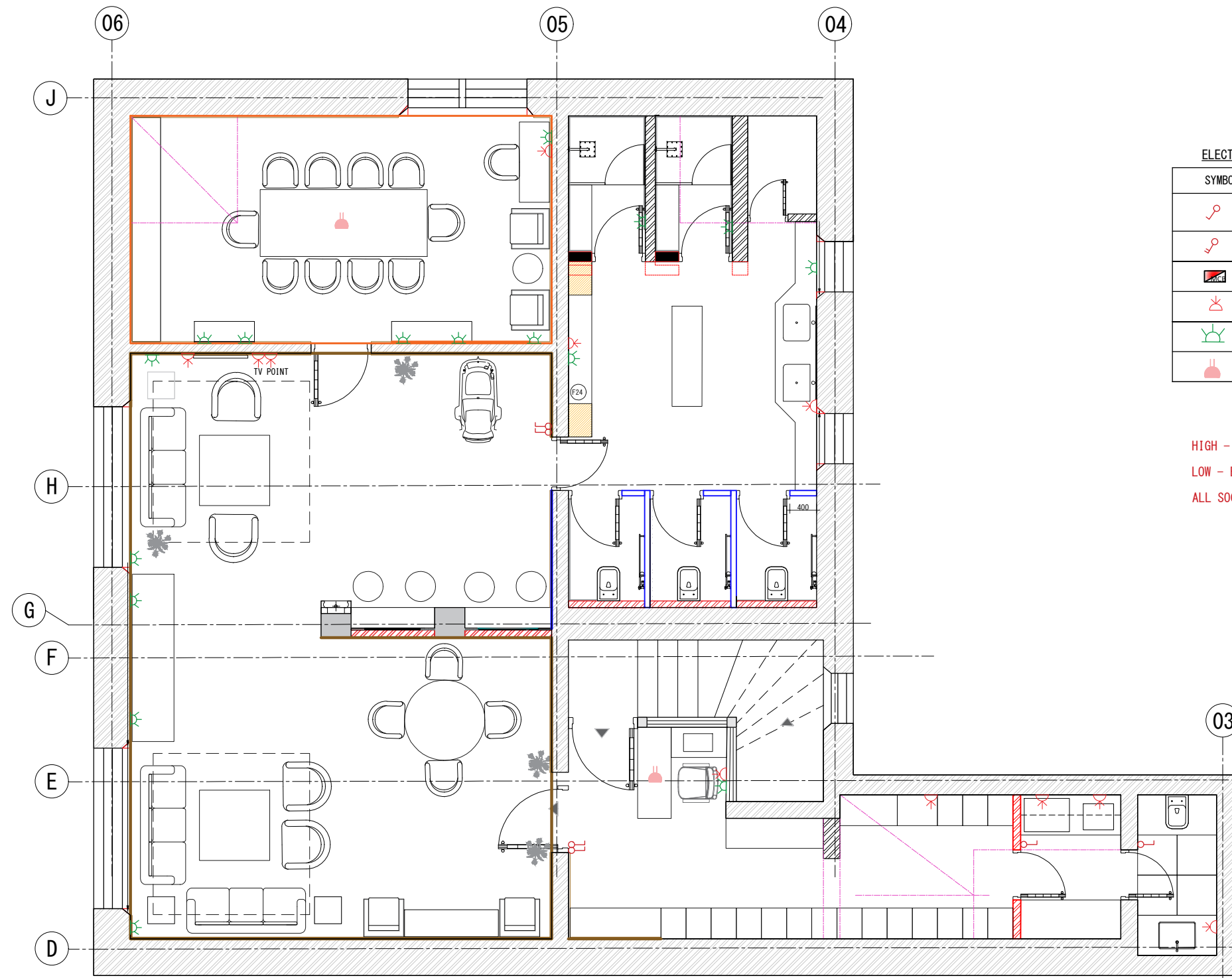
Date - 08/JAN/2026

Sheet size - A3

Scale - 1:75

Reissue Date -

Orientation



ELECTRICAL LEGEND

SYMBOL	FIXTURE	HEIGHT
	ONE WAY SWITCH	1200 MM
	TWO WAY SWITCH BOARD	1200 MM
	MINIATURE CIRCUIT BREAKER	1370 MM
	6A&16A SWITCH SOCKET	1000 MM
	6A&16A SWITCH SOCKET	300 MM
	6A&16A SWITCH SOCKET (FLOOR SOCKET)	

HIGH - EACH WITH 1USB 1 POWER 1 LIGHT
LOW - EACH WITH 1USB 1 POWER 1 LIGHT
ALL SOCKET TO BE UNIVERSAL PLUG COMPLAINT

NOTE:

01. THIS PLAN TO BE READ IN CONJUNCTION WITH ELEVATIONS FOR WALL LIGHT LOCATIONS
02. ALL ZONES WITH COVE LIGHTS IN CEILING & IN MIRROR TO HAVE LIGHT POINTSBEHIND.
03. ALL SOCKET TO BE UNIVERSAL PLUG COMPLAINT

Note - All the dimensions are to be verified from site by the contractor.The heights and wall length taken to be modified as per site and as built dimensions.

TENDER DRAWINGS

NFSTUDIO NOVOFORMA

Client's Name -
DELHI GOLF CLUB LTD.

Drawing Title -
ELECTRICAL PLAN

Notes -

- All dimensions are to be read and not to be scaled.
- All the dimensions to be verified as per site before commencement of any work.
- Contractor must notify ARCH. and / or Project Manager of all discrepancies in drawing.
- All revisions to be coordinated with structures and design at site.

REVISIONS

R NO	TITLE	DATE	REMARKS

Project-
RECEPTION AREA
AT DELHI GOLF
CLUB-110003

Dwg No-
EL_Z6_01_02

Drawn by - KS

Checked by -TB

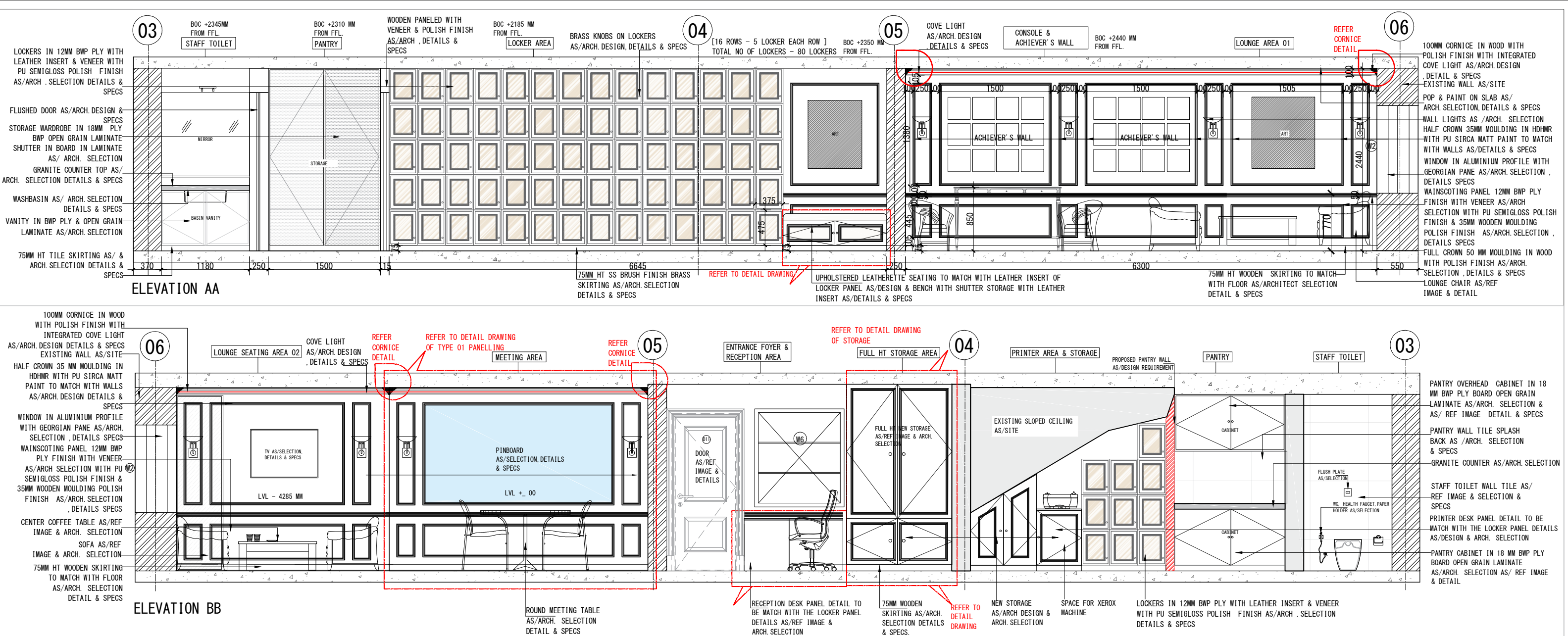
Date -
08-JAN-2026

Scale - 1:75


Reissue Date -

Orientation







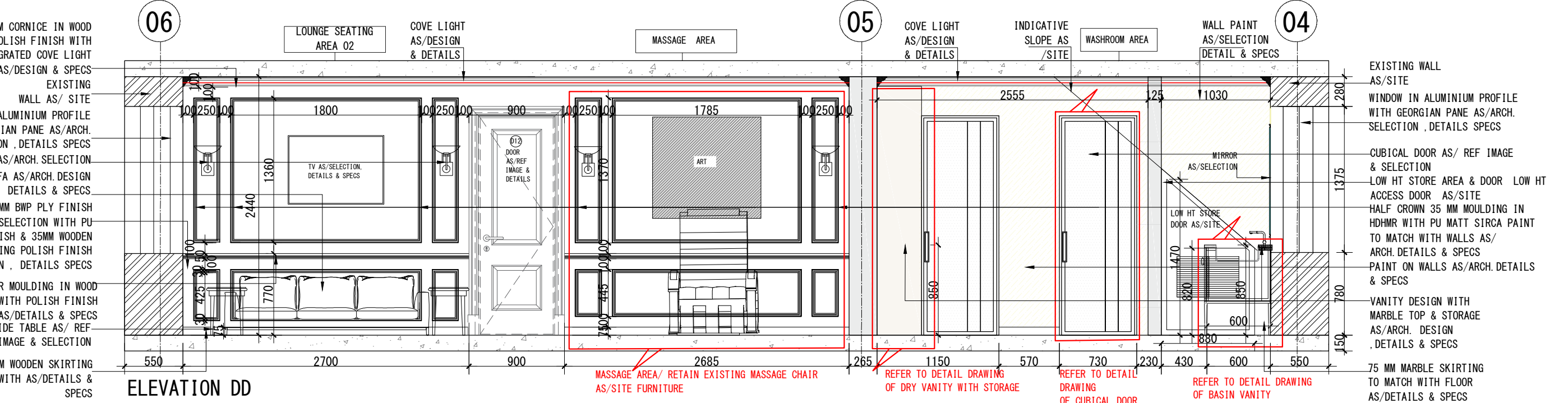
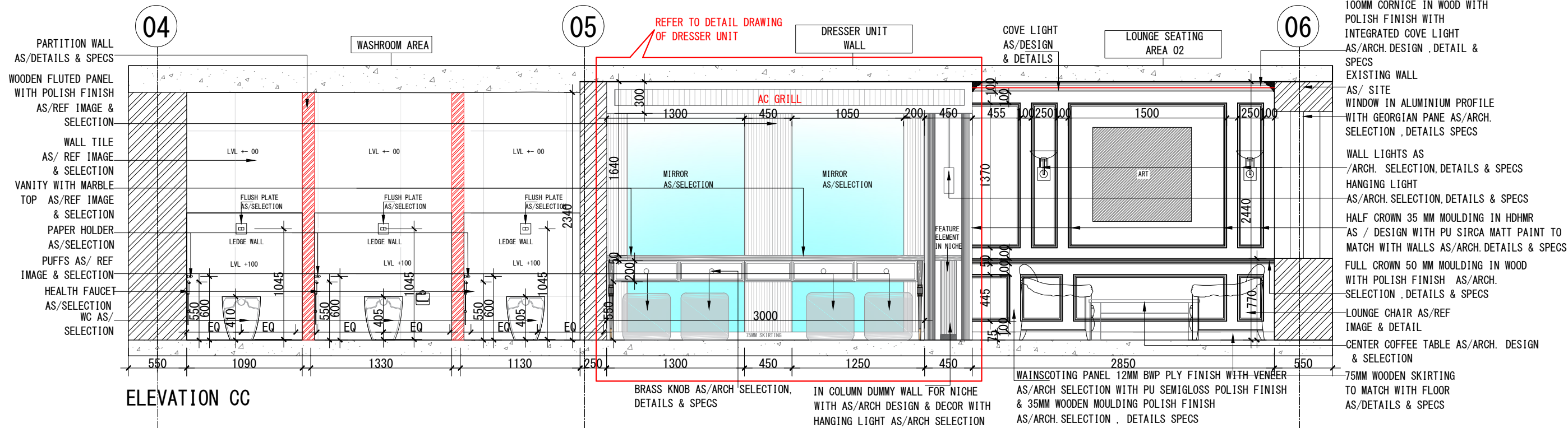
ELEVATION AA & BB – REFERENCE IMAGES



Note - All the dimensions are to be verified at site by the contractor.The heights and wall length taken to be modified as per site and as built dimensions.All final ceiling heights to be confirmed

TENDER DRAWINGS

	Client's Name - DELHI GOLF CLUB LTD.	Notes - ·All dimensions are to be read and not to be scaled. ·All the dimensions to be verified as per site before commencement of any work. ·Contractor must notify Architect and / or Project Manager of all discrepancies in drawing. ·All revisions to be coordinated with structures and design at site.	REVISIONS				Project- FEMALE CHANGING AREA_01_AT DELHI GOLF CLUB-110003	Drawn by - PB	Date - 08/JAN/2026	Reissue Date -	Orientation 
	Drawing Title - ELEVATIONS AA' & BB'		R NO	TITLE	DATE	REMARKS					
			1.	REVISION 01	26/12/2025	NEW WALL PANELING DESIGN & NEW FURNITURE ADDED & NEW LOCKER DESIGN					



ELEVATION CC & DD- REFERENCE IMAGES

REFERENCE IMAGE FOR WALL PANEL AS/DESIGN VENEER FINISH PANEL AT HT 770MM.

REFERENCE IMAGE FOR PUFFS

REFERENCE IMAGE FOR LOUNGE AREA 01 (SOFA 02)

REFERENCE IMAGE FOR LOUNGE AREA 01 - 2 LOUNGE CHAIRS

REFERENCE IMAGE FOR WASHROOM CUBICLE DOOR

REFERENCE IMAGE FOR LOUNGE AREA 02 - SOFA (01)

REFERENCE IMAGE FOR LOUNGE CHAIR - LOUNGE AREA 02

Note - All the dimensions are to be verified at site by the contractor. The heights and wall length taken to be modified as per site and as built dimensions. All final ceiling heights to be confirmed

Client's Name - DELHI GOLF CLUB LTD.

Drawing Title - ELEVATIONS CC' & DD'

Notes -

- All dimensions are to be read and not to be scaled.
- All the dimensions to be verified as per site before commencement of any work.
- Contractor must notify Architect and / or Project Manager of all discrepancies in drawing.
- All revisions to be coordinated with structures and design at site.

REVISIONS			
R NO	TITLE	DATE	REMARKS
1.	REVISION 01	26/12/2025	NEW WALL PANELING DESIGN & NEW FURNITURE ADDED & NEW LOCKER DESIGN

Project- FEMALE CHANGING AREA_01_AT DELHI GOLF CLUB-110003

Dwg No- AD_Z6_02_02

Drawn by - PB

Checked by - TB

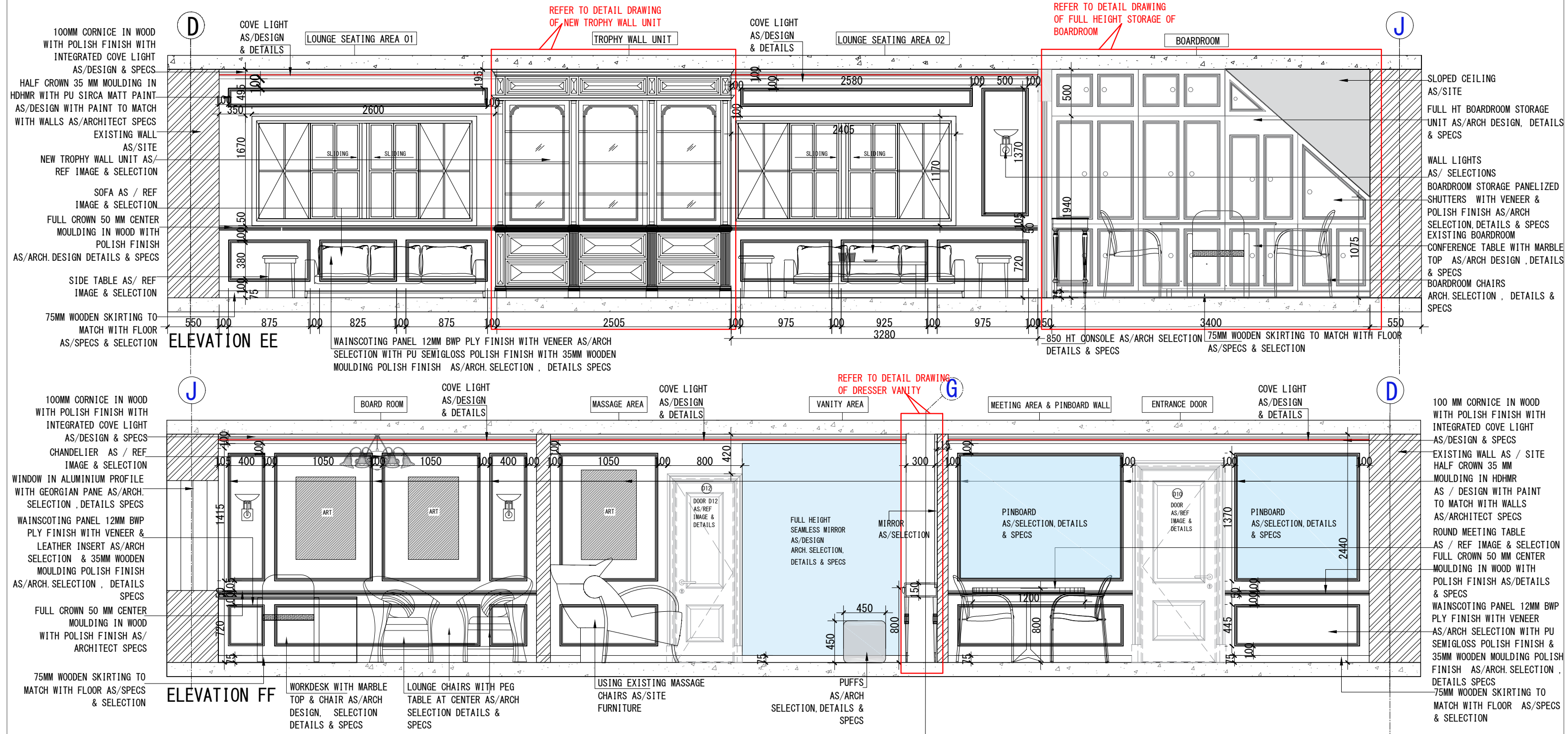
Date - 08/JAN/2026

Sheet size - A3

Scale - 1:50

Reissue Date -

Orientation



ELEVATION EE & FF - REFERENCE IMAGES



REFERENCE IMAGE FOR SIDE TABLES




REFERENCE IMAGE FOR TROPHY WALL UNIT



REFERENCE IMAGE FOR PUFFS



REFERENCE IMAGE FOR BOARDROOM CHAIRS



REFERENCE IMAGE FOR CONSOLE IN BOARDROOM WITH FEATURE MIRROR



REFERENCE IMAGE FOR DOOR DESIGN ENTRANCE FOYER WASHROOM DOOR NEAR PANTRY



REFERENCE IMAGE FOR DOOR DESIGN TYPE 1 (OTHER DOORS)



REFERENCE IMAGE FOR MIRROR ABOVE CONSOLE AT WALL ELEVATION A

Note - All the dimensions are to be verified at site by the contractor. The heights and wall length taken to be modified as per site and as built dimensions. All final ceiling heights to be confirmed

DRAFT TENDER DRAWINGS

Client's Name - DELHI GOLF CLUB LTD.

Drawing Title - ELEVATIONS CC' & DD'

Notes -

- All dimensions are to be read and not to be scaled.
- All the dimensions to be verified as per site before commencement of any work.
- Contractor must notify Architect and / or Project Manager of all discrepancies in drawing.
- All revisions to be coordinated with structures and design at site.

REVISIONS			
R.NO	TITLE	DATE	REMARKS
1.	REVISION 01	26/12/2025	NEW WALL PANELING DESIGN & NEW FURNITURE ADDED & NEW LOCKER DESIGN

Project- FEMALE CHANGING AREA_01_AT DELHI GOLF CLUB-110003

Dwg No- AD_Z6_02_03

Drawn by - PB

Checked by - TB

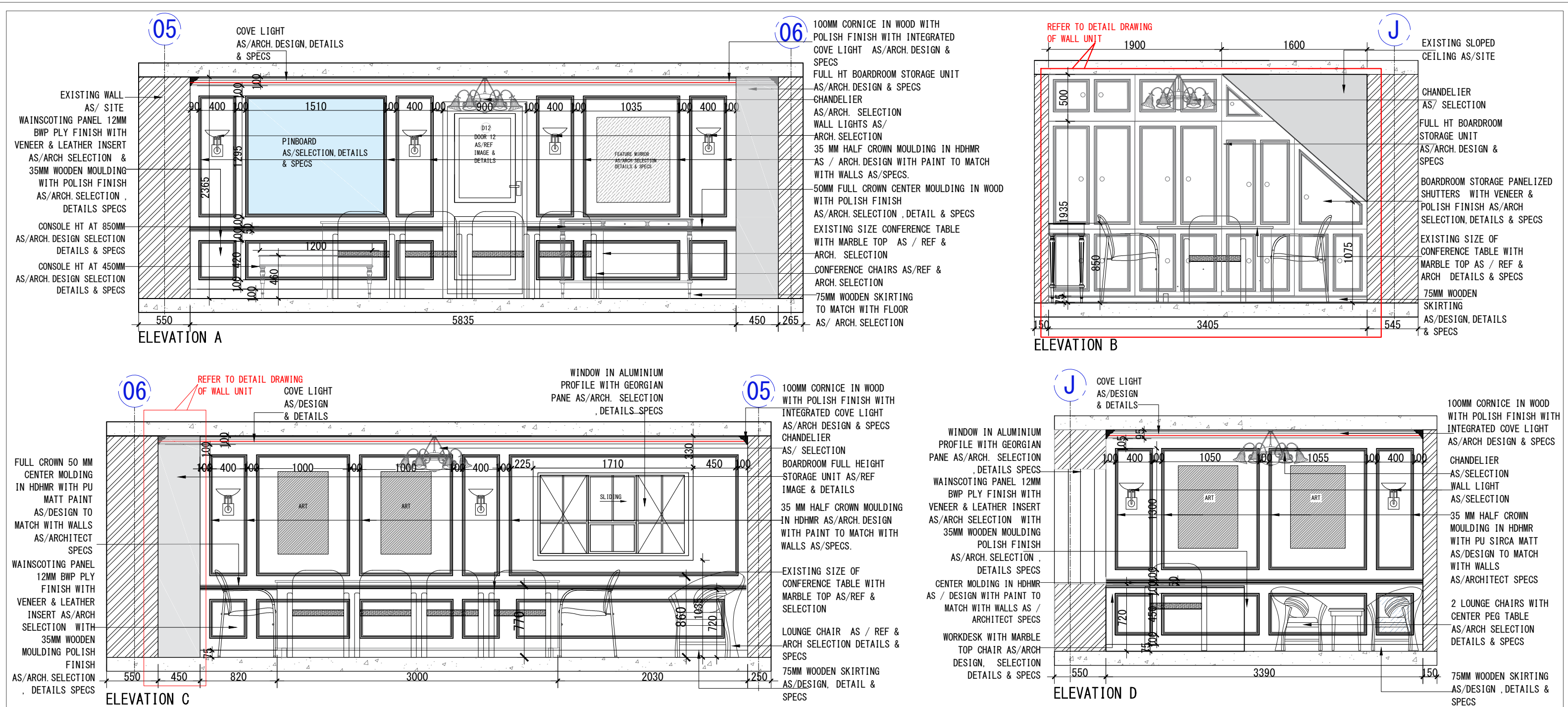
Date - 08/JAN/2026

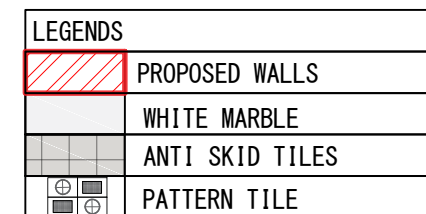
Sheet size - A3

Scale - 1:50

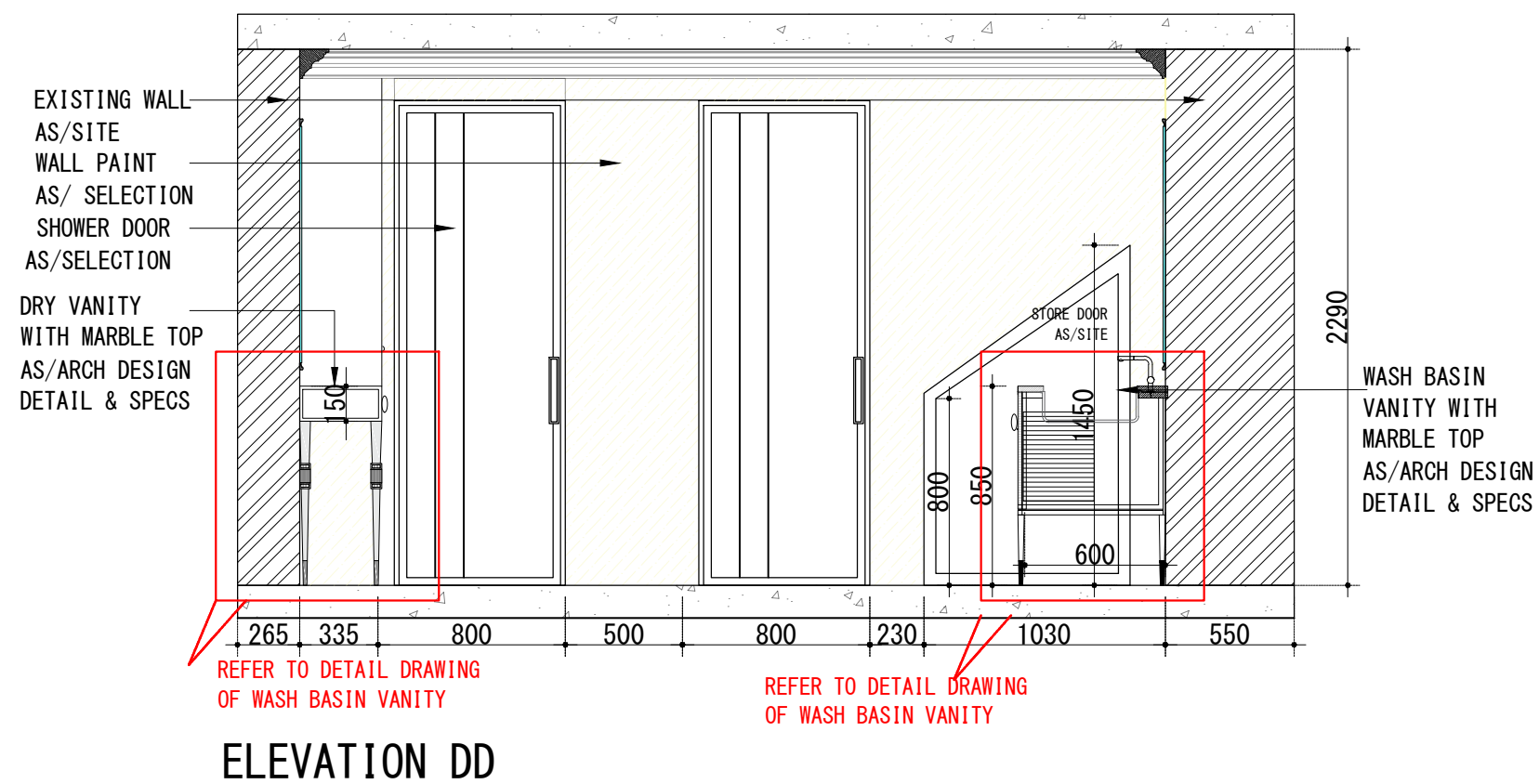
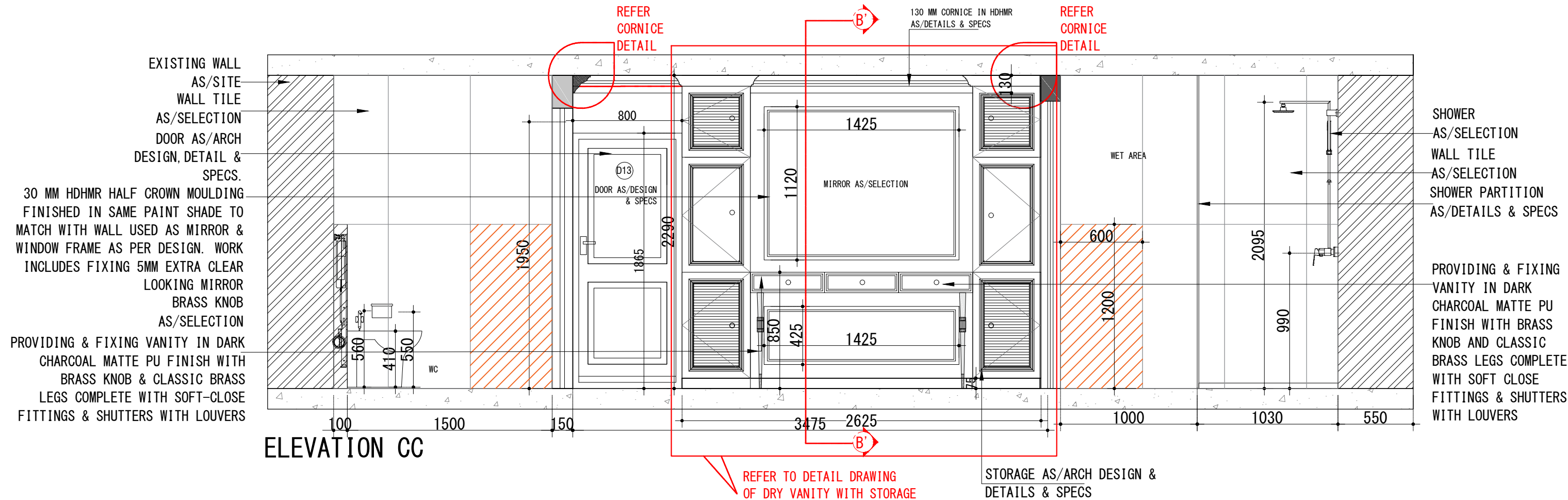
Reissue Date -

Orientation





RENDER IMAGE FOR BASIN VANITY
AT ELEVATION CC



Note - All the dimensions are to be verified at site by the contractor. The heights and wall length taken to be modified as per site and as built dimensions. All final ceiling heights to be confirmed

TENDER DRAWINGS

NSTUDIO NOVOFORMA

Client's Name -
DELHI GOLF CLUB LTD.

Drawing Title -
WASHROOM ELEVATION
CC & DD

Notes -

·All dimensions are to be read and not to be scaled.
·All the dimensions to be verified as per site before commencement of any work.
·Contractor must notify Architect and / or Project Manager of all discrepancies in drawing.
·All revisions to be coordinated with structures and design at site.

REVISIONS

R NO	TITLE	DATE	REMARKS

Project-
FEMALE CHANGING
AREA_01_AT DELHI
GOLF CLUB-110003

Dwg No-
AD_Z6_05_03

Drawn by -
PB

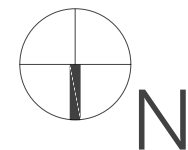
Checked by -
TB


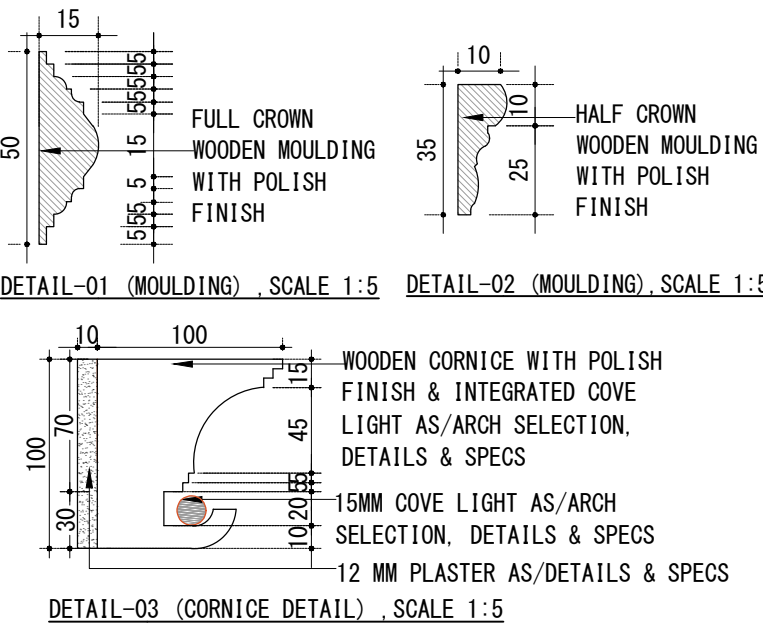
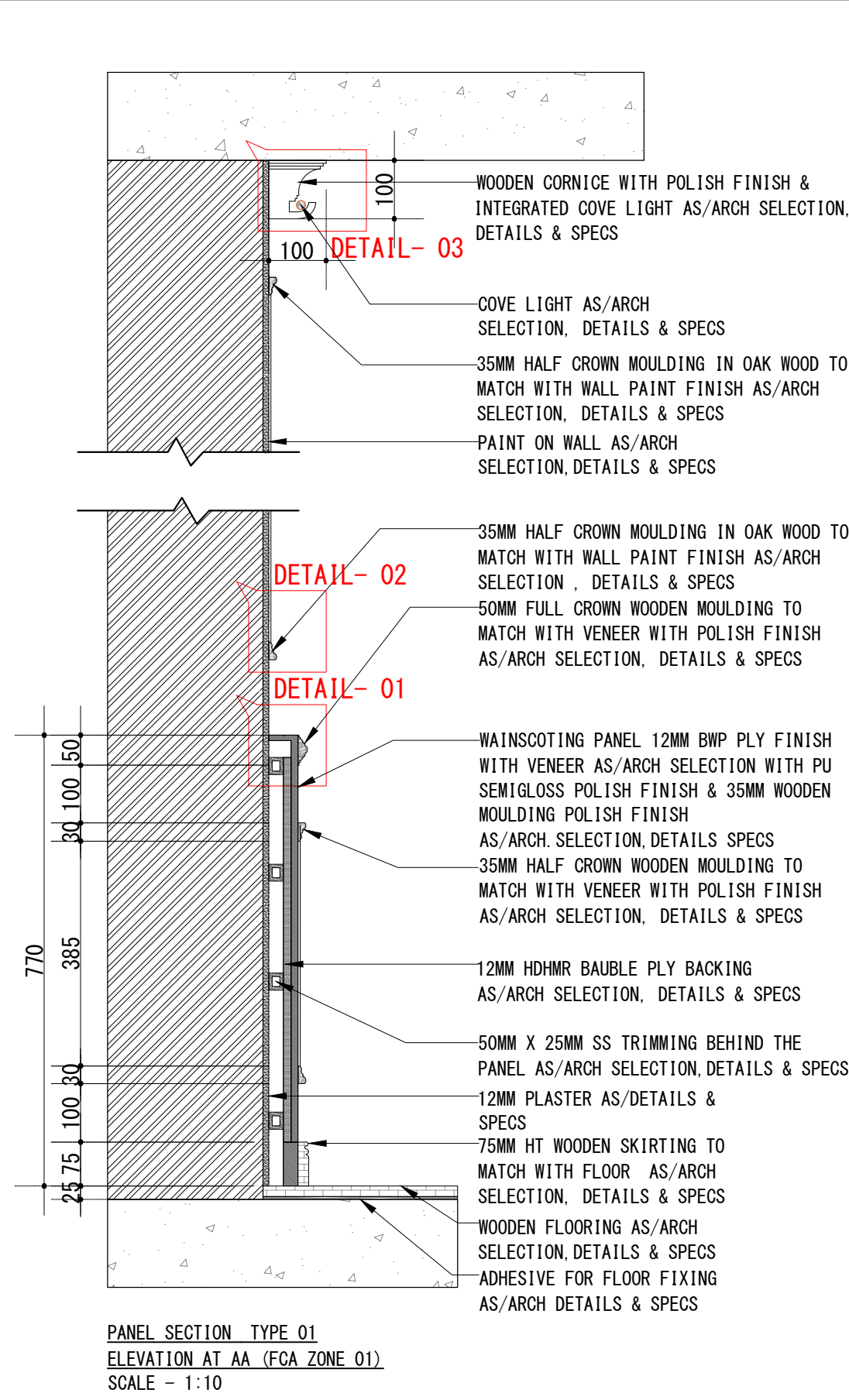
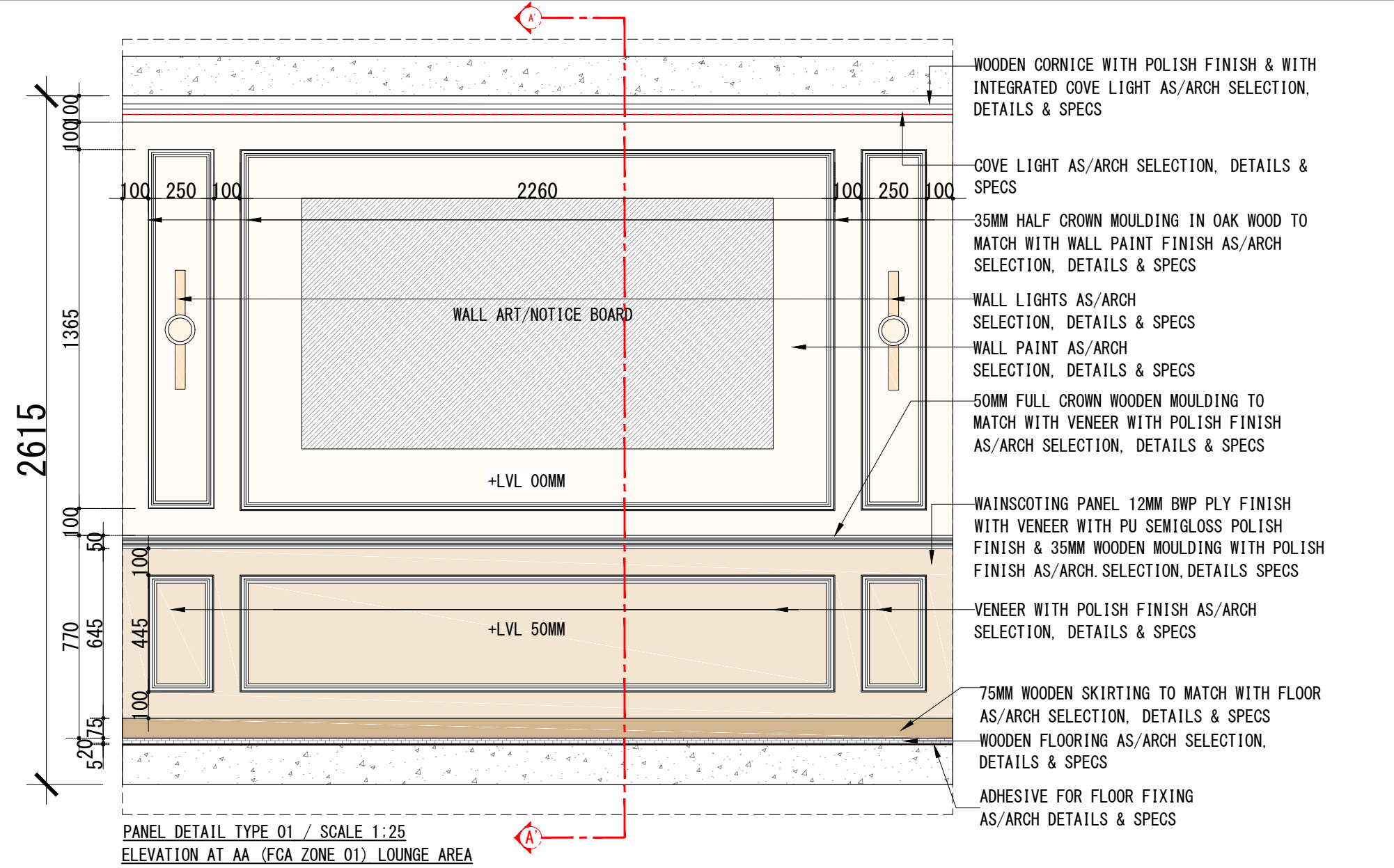
Date -
08/JAN/2026

Sheet size - A3
Scale - 1:50

Reissue Date -

Orientation





Note - All the dimensions are to be verified at site by the contractor. The heights and wall length taken to be modified as per site and as built dimensions. All final ceiling heights to be confirmed.

Client's Name -
DELHI GOLF CLUB LTD.

Drawing Title -
PANEL DETAIL TYPE 01
LOUNGE AREA

Notes -

- All dimensions are to be read and not to be scaled.
- All the dimensions to be verified as per site before commencement of any work.
- Contractor must notify Architect and / or Project Manager of all discrepancies in drawing.
- All revisions to be coordinated with structures and design at site.

REVISIONS			
R NO	TITLE	DATE	REMARKS

Project-
FEMALE CHANGING
AREA_01_AT DELHI
GOLF CLUB-110003

Dwg No-
AD_Z6_05_04

Drawn by -
PB

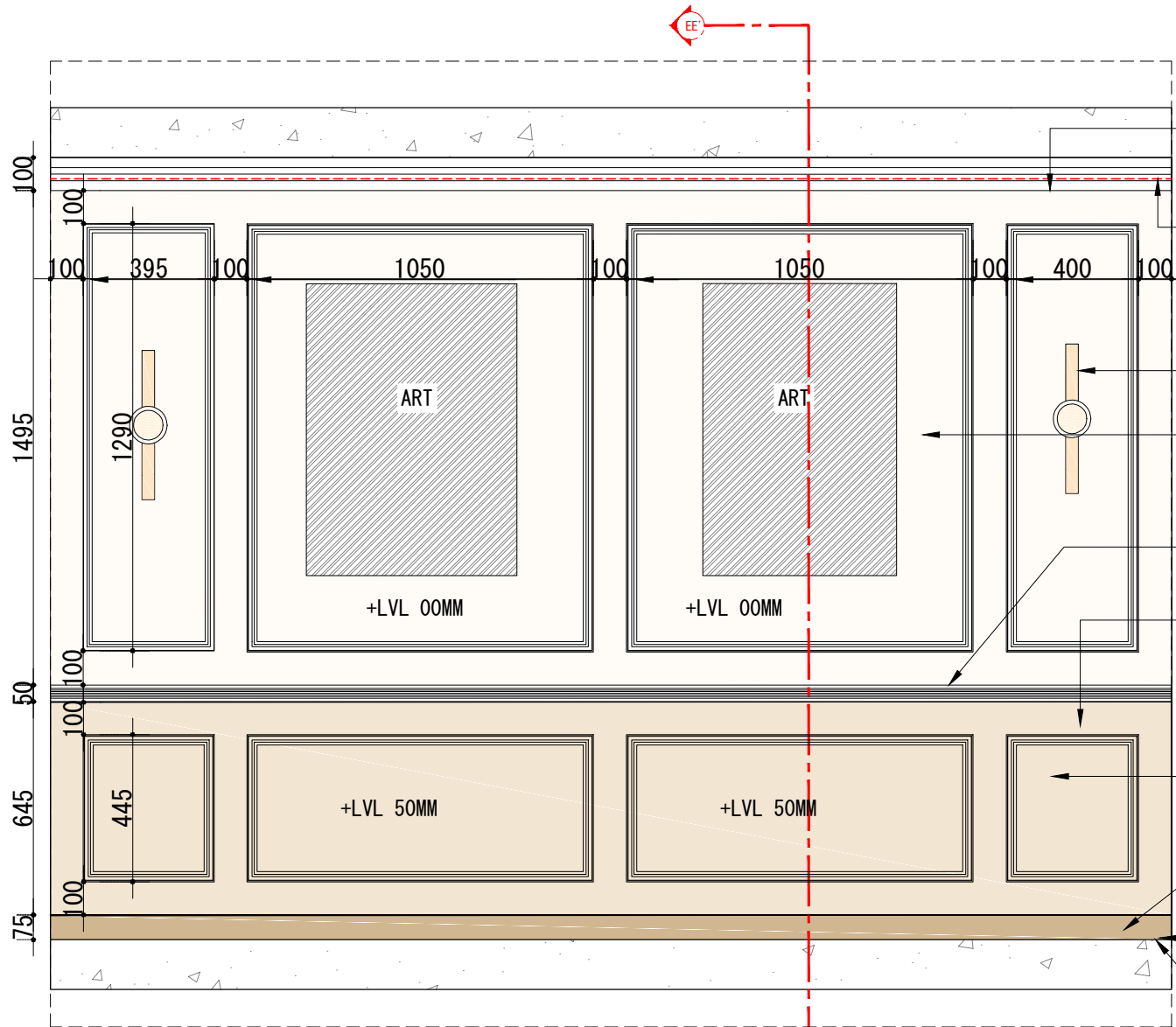
Checked by -
TB

Date -
08/JAN/2026

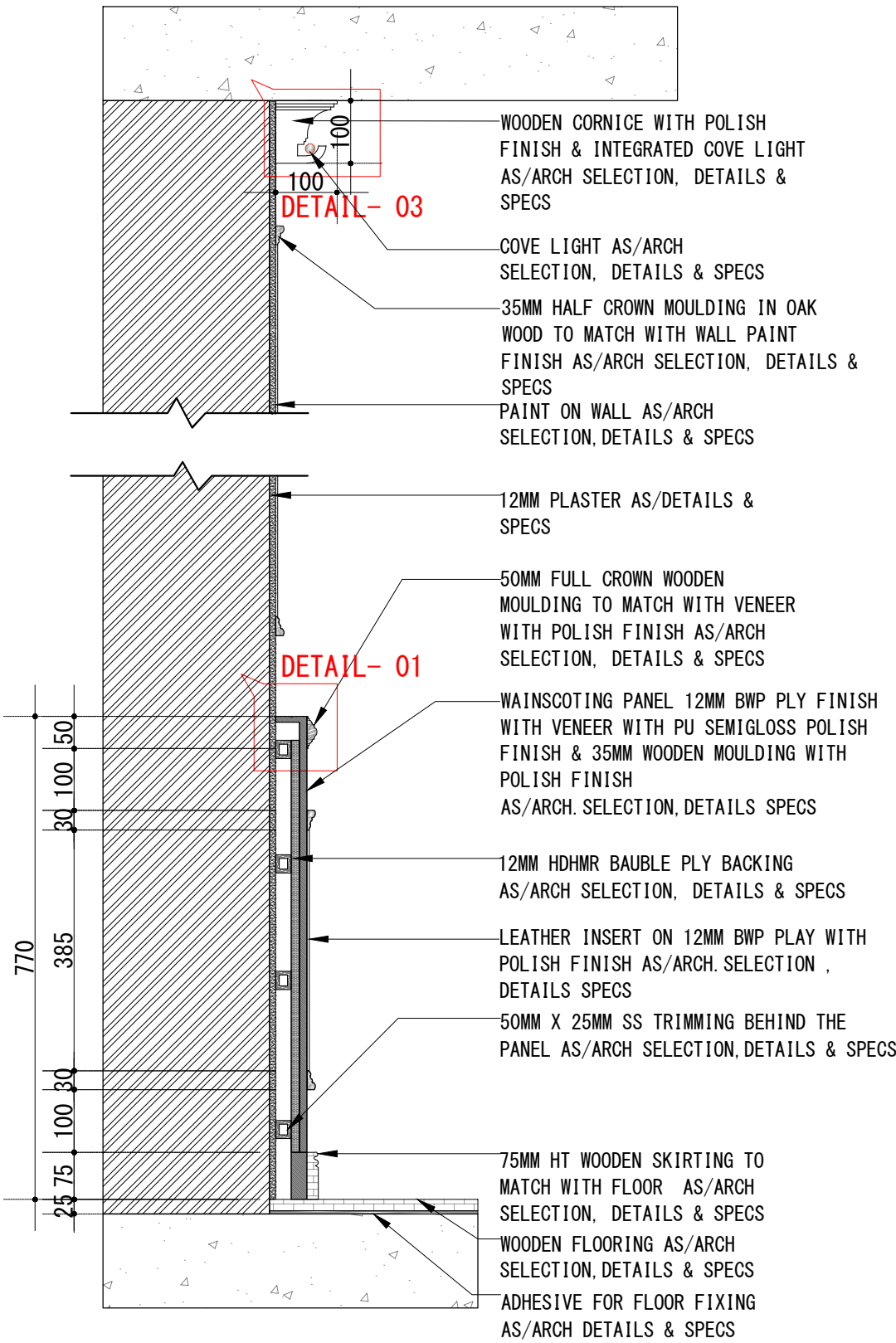
Sheet size - A3
Scale - 1:25

Reissue Date -


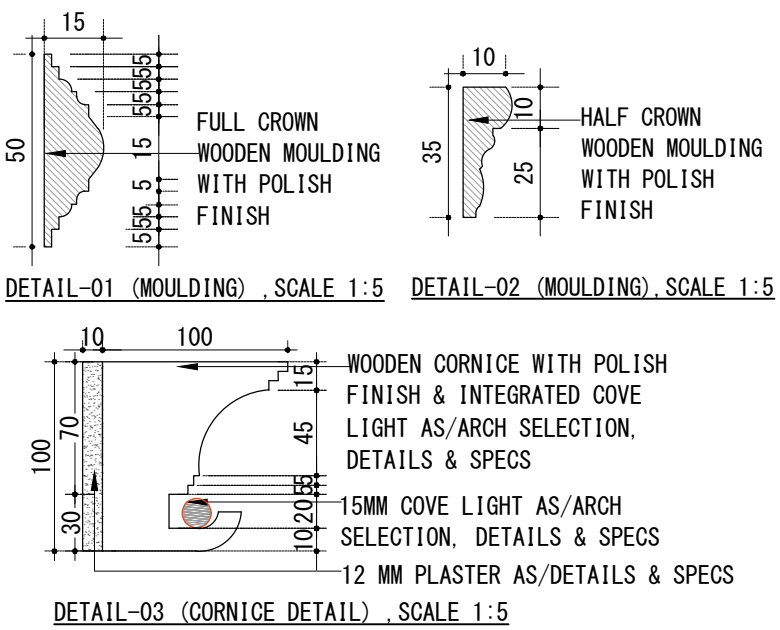
Orientation



- WOODEN CORNICE WITH POLISH FINISH & INTEGRATED COVE LIGHT AS/ARCH SELECTION, DETAILS & SPECS
- COVE LIGHT AS/ARCH SELECTION, DETAILS & SPECS
- 35MM HALF CROWN MOULDING IN OAK WOOD TO MATCH WITH WALL PAINT FINISH AS/ARCH SELECTION, DETAILS & SPECS
- WALL LIGHTS AS/ARCH SELECTION, DETAILS & SPECS
- WALL PAINT AS/ARCH SELECTION, DETAILS & SPECS
- 50MM FULL CROWN WOODEN MOULDING TO MATCH WITH VENEER WITH POLISH FINISH AS/ARCH SELECTION, DETAILS & SPECS
- WAINSCOTING PANEL 12MM BWP PLY FINISH WITH VENEER AS/ARCH SELECTION WITH PU SEMIGLOSS POLISH FINISH & 35MM WOODEN MOULDING POLISH FINISH AS/ARCH. SELECTION, DETAILS SPECS
- LEATHER INSERT ON 12MM BWP PLY AS/ARCH. SELECTION , DETAILS SPECS
- 75MM WOODEN SKIRTING TO MATCH WITH FLOOR AS/ARCH SELECTION, DETAILS & SPECS
- WOODEN FLOORING AS/ARCH SELECTION, DETAILS & SPECS
- ADHESIVE FOR FLOOR FIXING AS/ARCH DETAILS & SPECS



- WOODEN CORNICE WITH POLISH FINISH & INTEGRATED COVE LIGHT AS/ARCH SELECTION, DETAILS & SPECS
- COVE LIGHT AS/ARCH SELECTION, DETAILS & SPECS
- 35MM HALF CROWN MOULDING IN OAK WOOD TO MATCH WITH WALL PAINT FINISH AS/ARCH SELECTION, DETAILS & SPECS
- PAINT ON WALL AS/ARCH SELECTION, DETAILS & SPECS
- 12MM PLASTER AS/DETAILS & SPECS
- 50MM FULL CROWN WOODEN MOULDING TO MATCH WITH VENEER WITH POLISH FINISH AS/ARCH SELECTION, DETAILS & SPECS
- WAINSCOTING PANEL 12MM BWP PLY FINISH WITH VENEER WITH PU SEMIGLOSS POLISH FINISH & 35MM WOODEN MOULDING WITH POLISH FINISH AS/ARCH. SELECTION, DETAILS SPECS
- 12MM HDHMR BAUBLE PLY BACKING AS/ARCH SELECTION, DETAILS & SPECS
- LEATHER INSERT ON 12MM BWP PLY WITH POLISH FINISH AS/ARCH. SELECTION , DETAILS SPECS
- 50MM X 25MM SS TRIMMING BEHIND THE PANEL AS/ARCH SELECTION, DETAILS & SPECS
- 75MM HT WOODEN SKIRTING TO MATCH WITH FLOOR AS/ARCH SELECTION, DETAILS & SPECS
- WOODEN FLOORING AS/ARCH SELECTION, DETAILS & SPECS
- ADHESIVE FOR FLOOR FIXING AS/ARCH DETAILS & SPECS



REFERENCE IMAGE FOR PANEL (LEATHERETTE CODE - ABOONE I 104)

WOODEN CORNICE REFERENCE IMAGE

Note - All the dimensions are to be verified at site by the contractor. The heights and wall length taken to be modified as per site and as built dimensions. All final ceiling heights to be confirmed

TENDER DRAWINGS

Client's Name -
DELHI GOLF CLUB LTD.

Drawing Title -
PANEL DETAIL TYPE 02
BOARDROOM

Notes -

- All dimensions are to be read and not to be scaled.
- All the dimensions to be verified as per site before commencement of any work.
- Contractor must notify Architect and / or Project Manager of all discrepancies in drawing.
- All revisions to be coordinated with structures and design at site.

REVISIONS			
R NO	TITLE	DATE	REMARKS

Project-
FEMALE CHANGING
AREA_01_AT DELHI
GOLF CLUB-110003

Dwg No-
AD_Z6_05_05

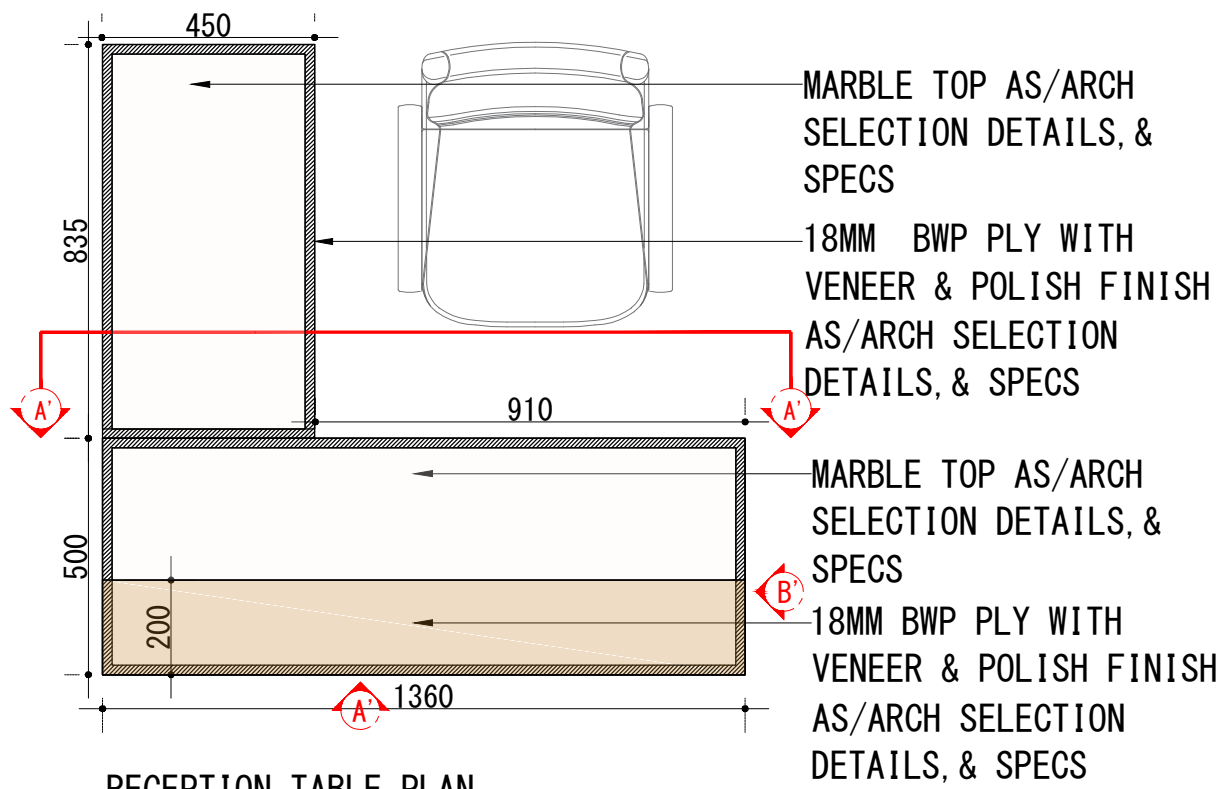
Drawn by -
PB

Checked by -
TB

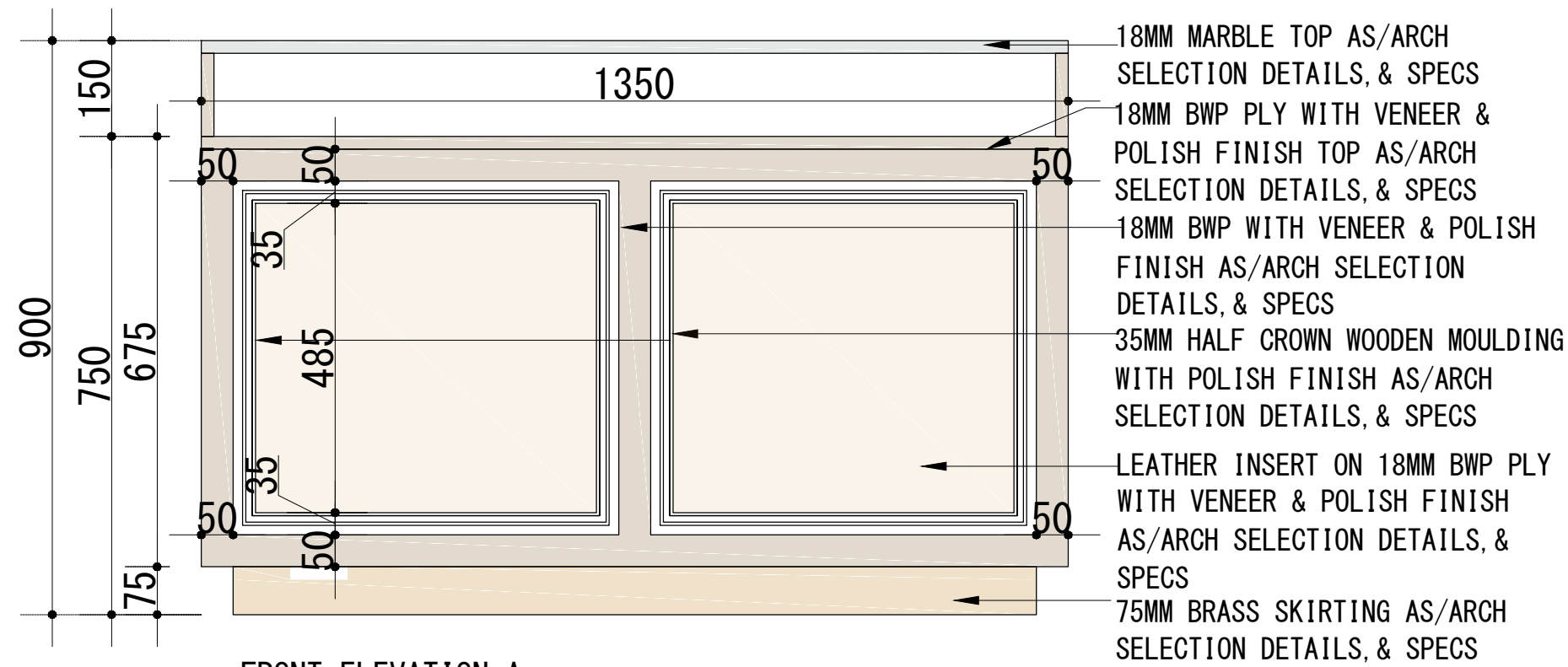
Date -
08/JAN/2026

Sheet size - A3
Scale - 1:25

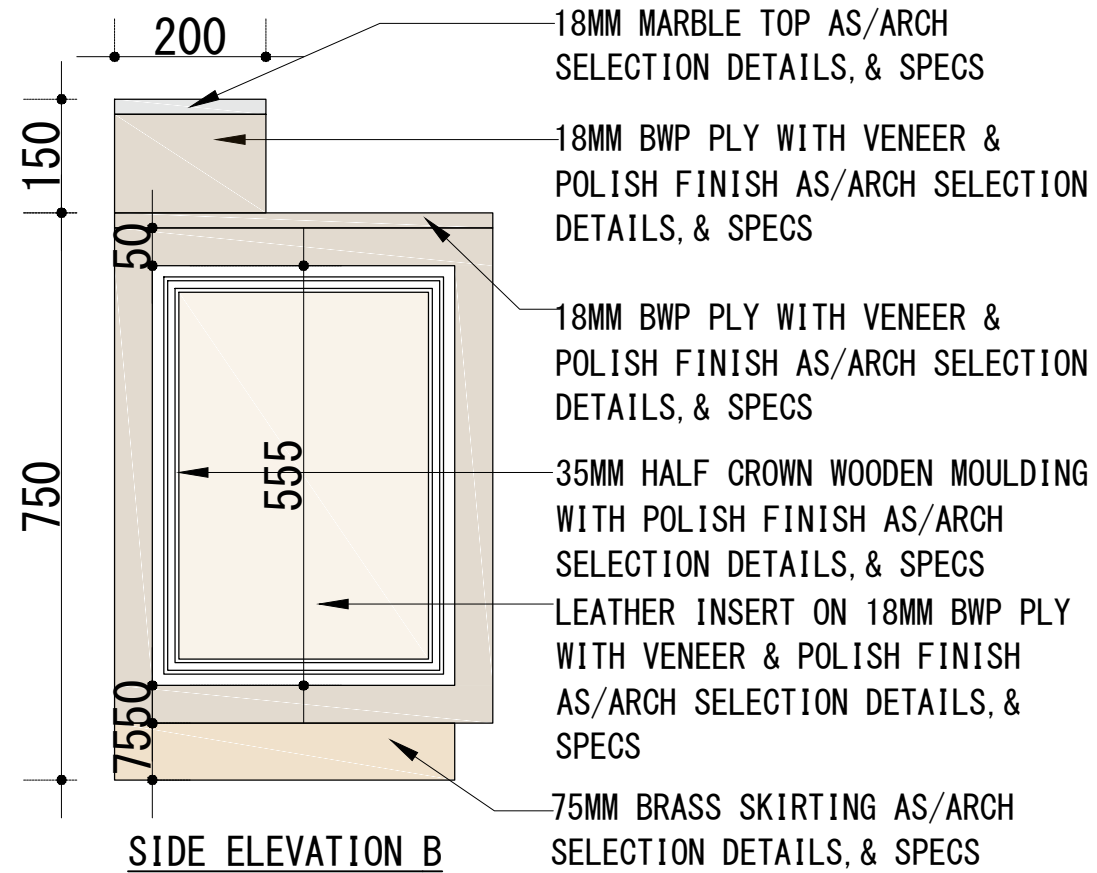
Reissue Date -



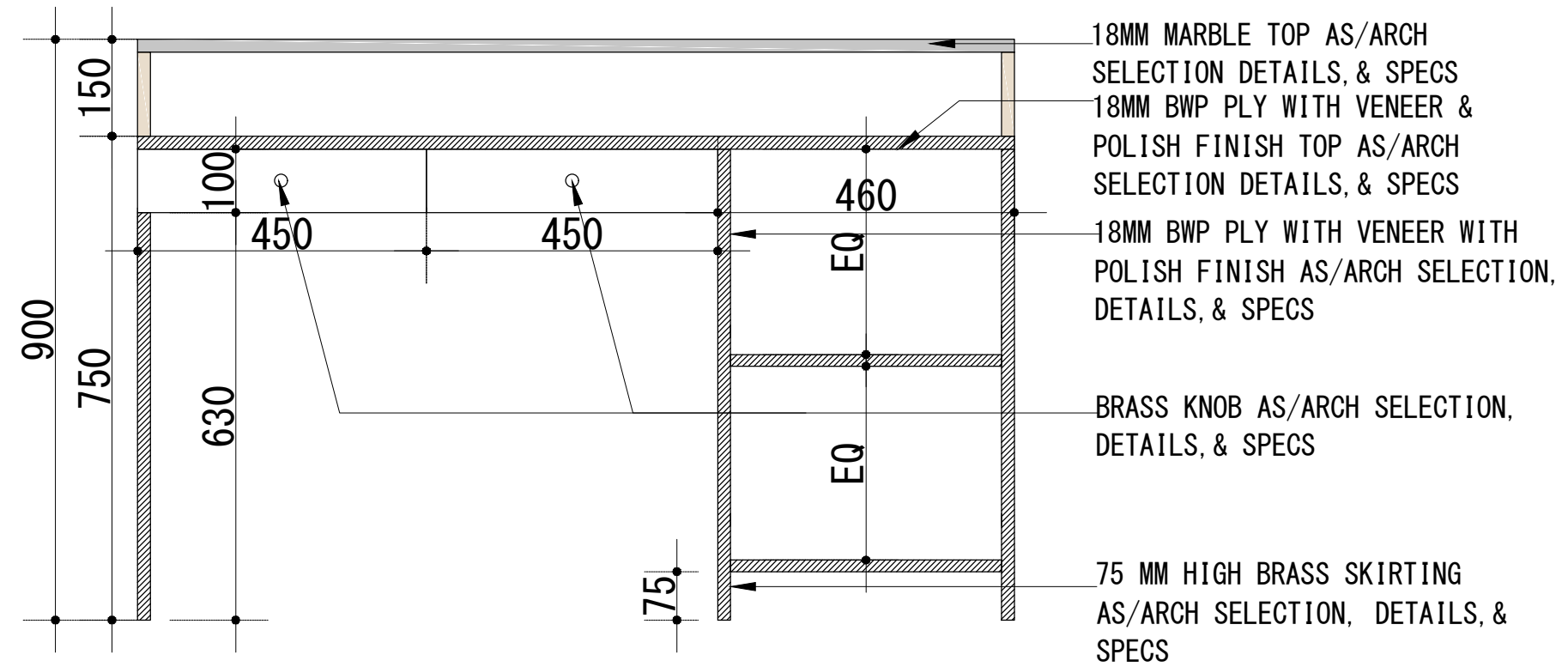
RECEPTION TABLE PLAN
AT ENTRANCE FCA



FRONT ELEVATION A



SIDE ELEVATION B



SECTION A

Note - All the dimensions are to be verified at site by the contractor. The heights and wall length taken to be modified as per site and as built dimensions. All final ceiling heights to be confirmed

TENDER DRAWINGS

NSTUDIO NOVOFORMA

Client's Name -
DELHI GOLF CLUB LTD.

Drawing Title -
RECEPTION TABLE DETAIL
ENTRANCE LOBBY

Notes -

·All dimensions are to be read and not to be scaled.
·All the dimensions to be verified as per site before commencement of any work.
·Contractor must notify Architect and / or Project Manager of all discrepancies in drawing.
·All revisions to be coordinated with structures and design at site.

REVISIONS

R NO	TITLE	DATE	REMARKS

Project-
FEMALE CHANGING
AREA_01_AT DELHI
GOLF CLUB-110003

Dwg No-
AD_Z6_05_06

Drawn by -
PB

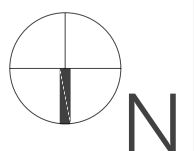
Checked by -
TB


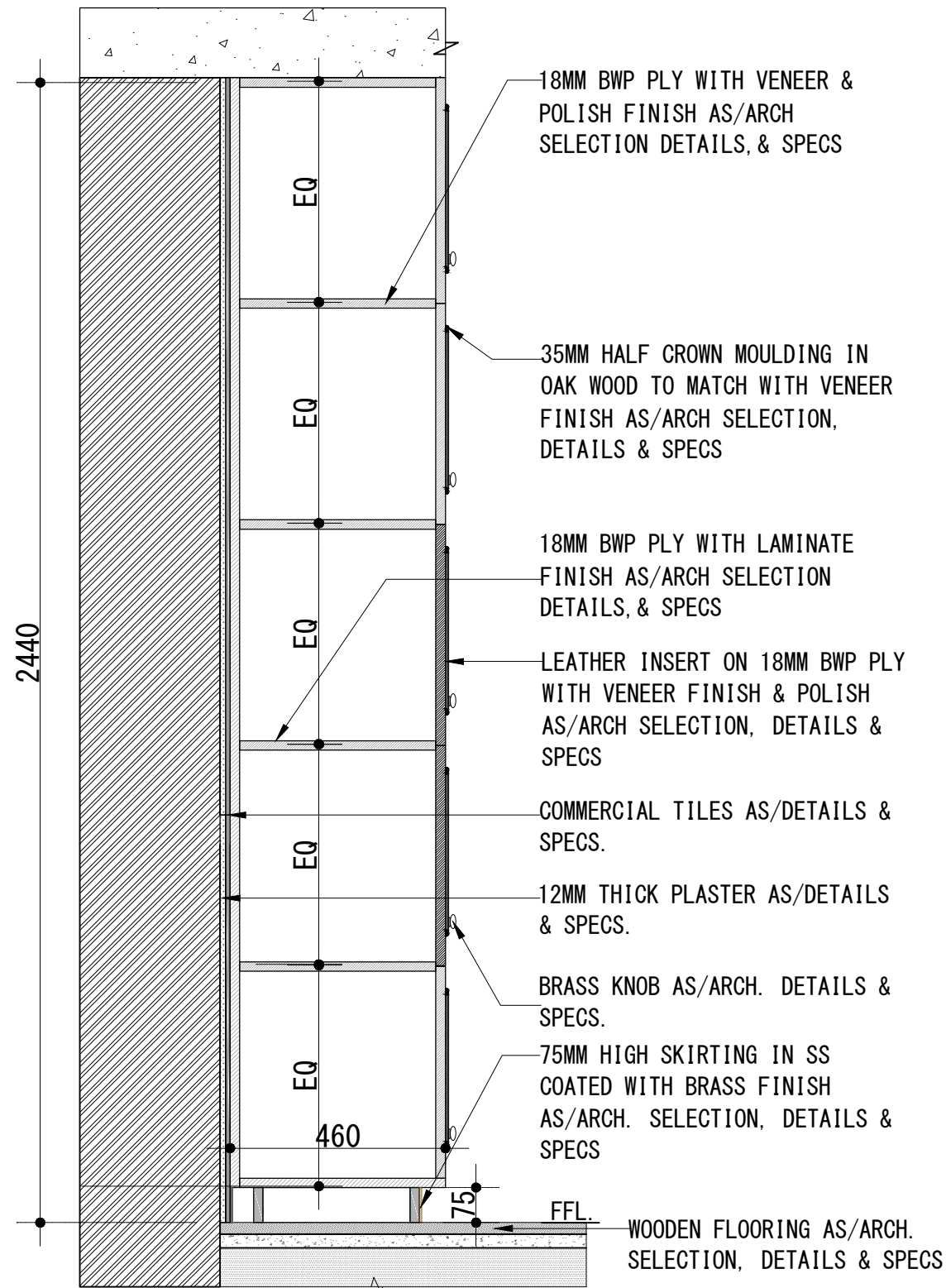
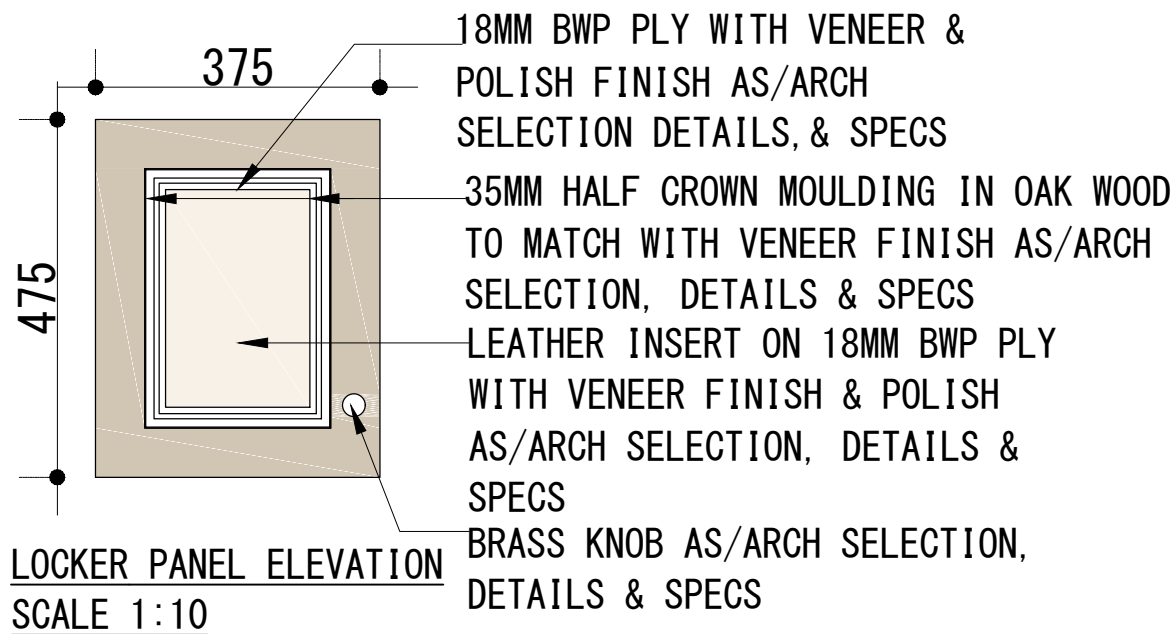
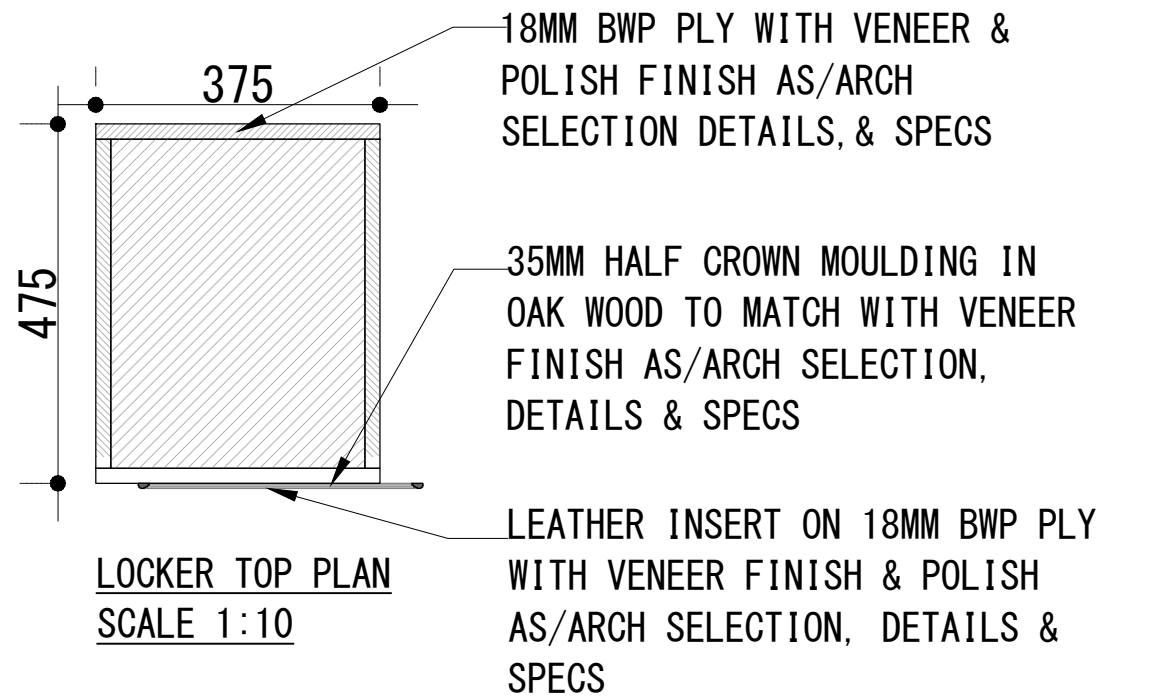
Date -
08/JAN/2026

Sheet size - A3
Scale - 1:25

Reissue Date -

Orientation





REF IMAGE FOR LOCKER PANEL

(LEATHERETTE CODE - ABOONE I 104)

Note - All the dimensions are to be verified at site by the contractor. The heights and wall length taken to be modified as per site and as built dimensions. All final ceiling heights to be confirmed

TENDER DRAWINGS

NSTUDIO NOVOFORMA

Client's Name -
DELHI GOLF CLUB LTD.

Drawing Title -
LOCKER DETAILS
FCA - ZONE 01

Notes -

- All dimensions are to be read and not to be scaled.
- All the dimensions to be verified as per site before commencement of any work.
- Contractor must notify Architect and / or Project Manager of all discrepancies in drawing.
- All revisions to be coordinated with structures and design at site.

REVISIONS

R NO	TITLE	DATE	REMARKS

Project-
FEMALE CHANGING
AREA_01_AT DELHI
GOLF CLUB-110003

Dwg No-
AD_Z6_05_07

Drawn by -
PB

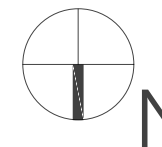
Checked by -
TB

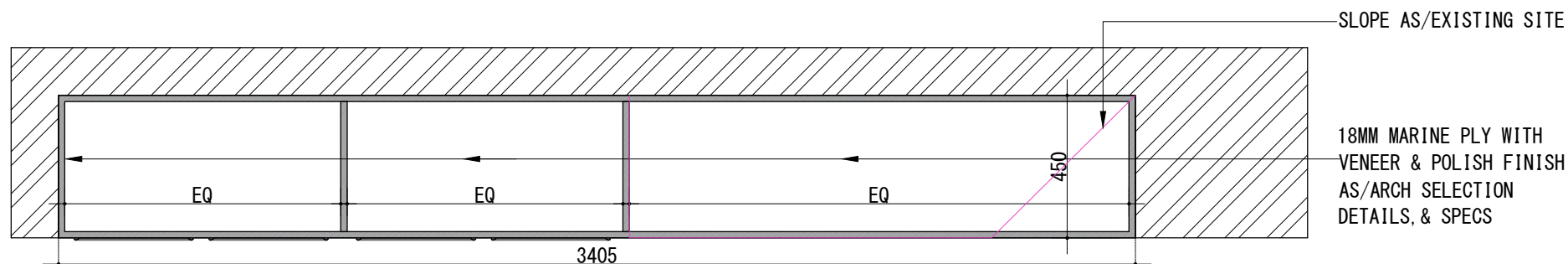
Date -
08/JAN/2026

Sheet size - A3
Scale - 1:10

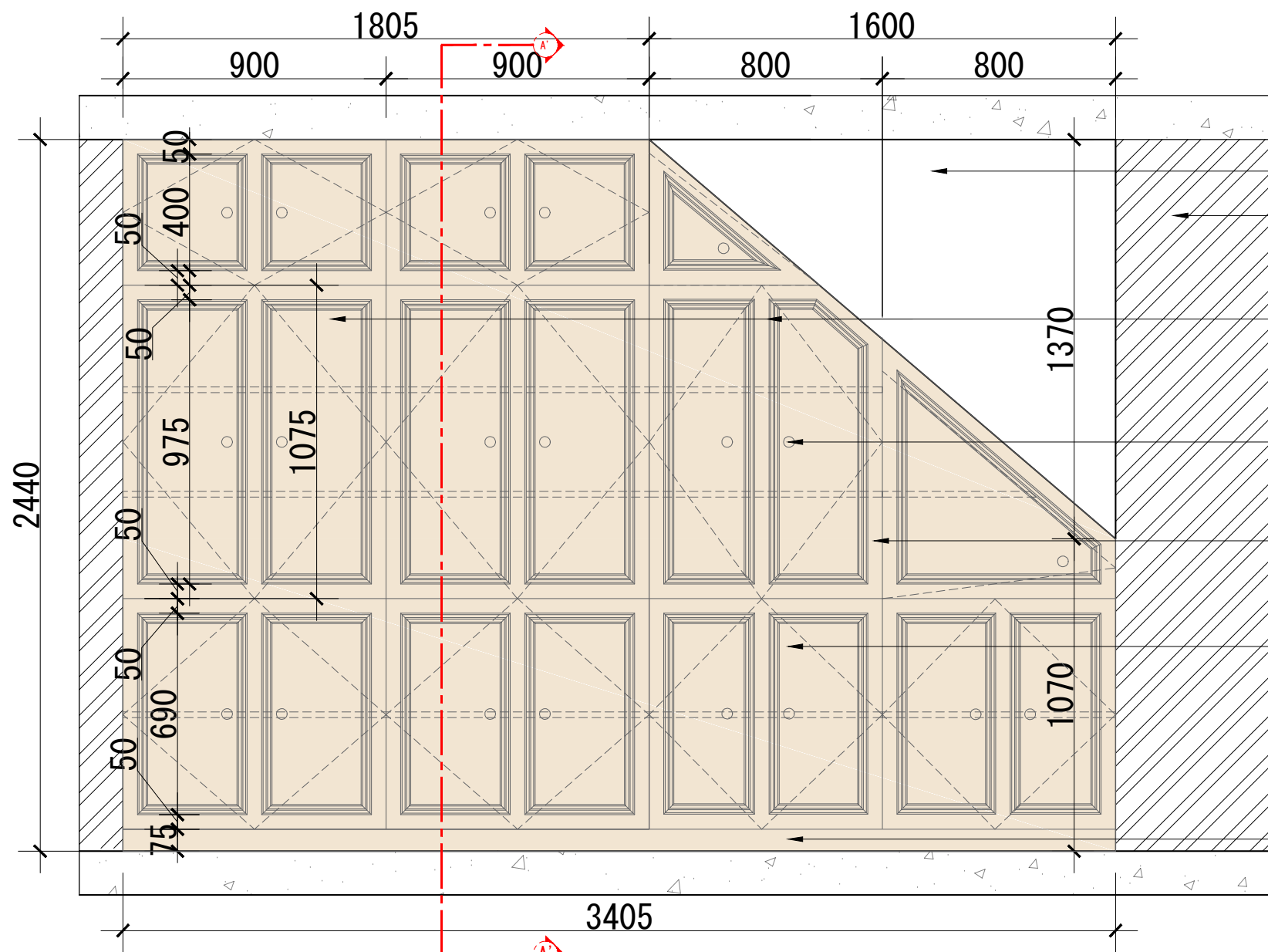
Reissue Date -

Orientation



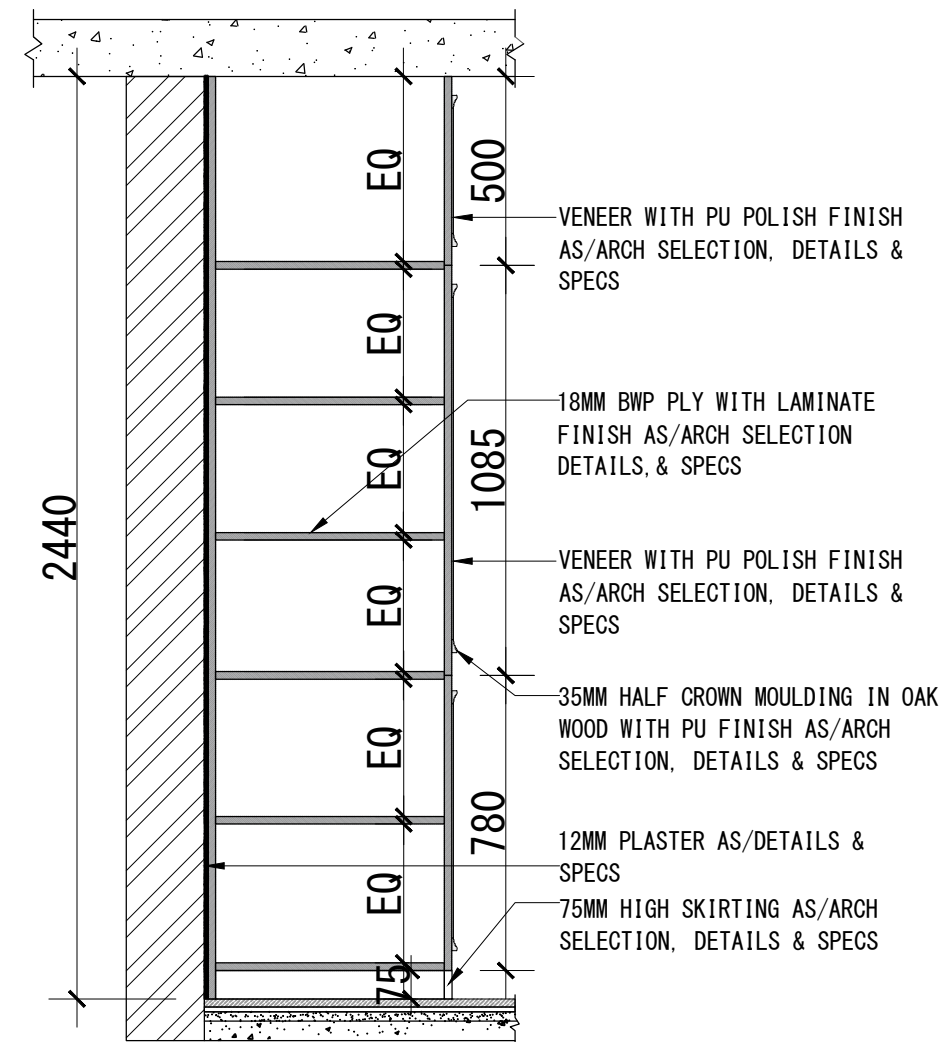


TROPHY UNIT TOP PLAN
SCALE - 1:10



ELEVATION A
SCALE: 1:25

- 18MM MARINE PLY WITH VENEER & POLISH FINISH AS/ARCH SELECTION DETAILS, & SPECS
- EXISTING SLOPE AS/SITE
- EXISTING WALL AS/SITE
- 35MM HALF CROWN MOULDING IN OAK WOOD WITH PU FINISH AS/ARCH SELECTION, DETAILS & SPECS
- BRASS KNOB AS/ARCH SELECTION, DETAILS & SPECS
- VENEER WITH PU POLISH FINISH AS/ARCH SELECTION, DETAILS & SPECS
- SHUTTERS WITH VENEER & WITH PU POLISH FINISH AS/ARCH SELECTION, DETAILS & SPECS
- 75MM HIGH SKIRTING AS/ARCH SELECTION, DETAILS & SPECS



SECTION A
SCALE: 1:25



RENDER IMAGE FOR
BOARDROOM STORAGE UNIT

Note - All the dimensions are to be verified at site by the contractor. The heights and wall length taken to be modified as per site and as built dimensions. All final ceiling heights to be confirmed

TENDER DRAWING

NSTUDIO NOVOFORMA

Client's Name -
DELHI GOLF CLUB LTD.

Drawing Title -
BOARDROOM STORAGE
UNIT DETAIL

Notes -

- All dimensions are to be read and not to be scaled.
- All the dimensions to be verified as per site before commencement of any work.
- Contractor must notify Architect and / or Project Manager of all discrepancies in drawing.
- All revisions to be coordinated with structures and design at site.

REVISIONS

R NO	TITLE	DATE	REMARKS

Project-
FEMALE CHANGING
AREA_01 AT DELHI
GOLF CLUB-110003

Dwg No-
AD_Z6_05_08

Drawn by -
PB

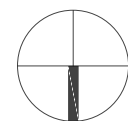
Checked by -
TB

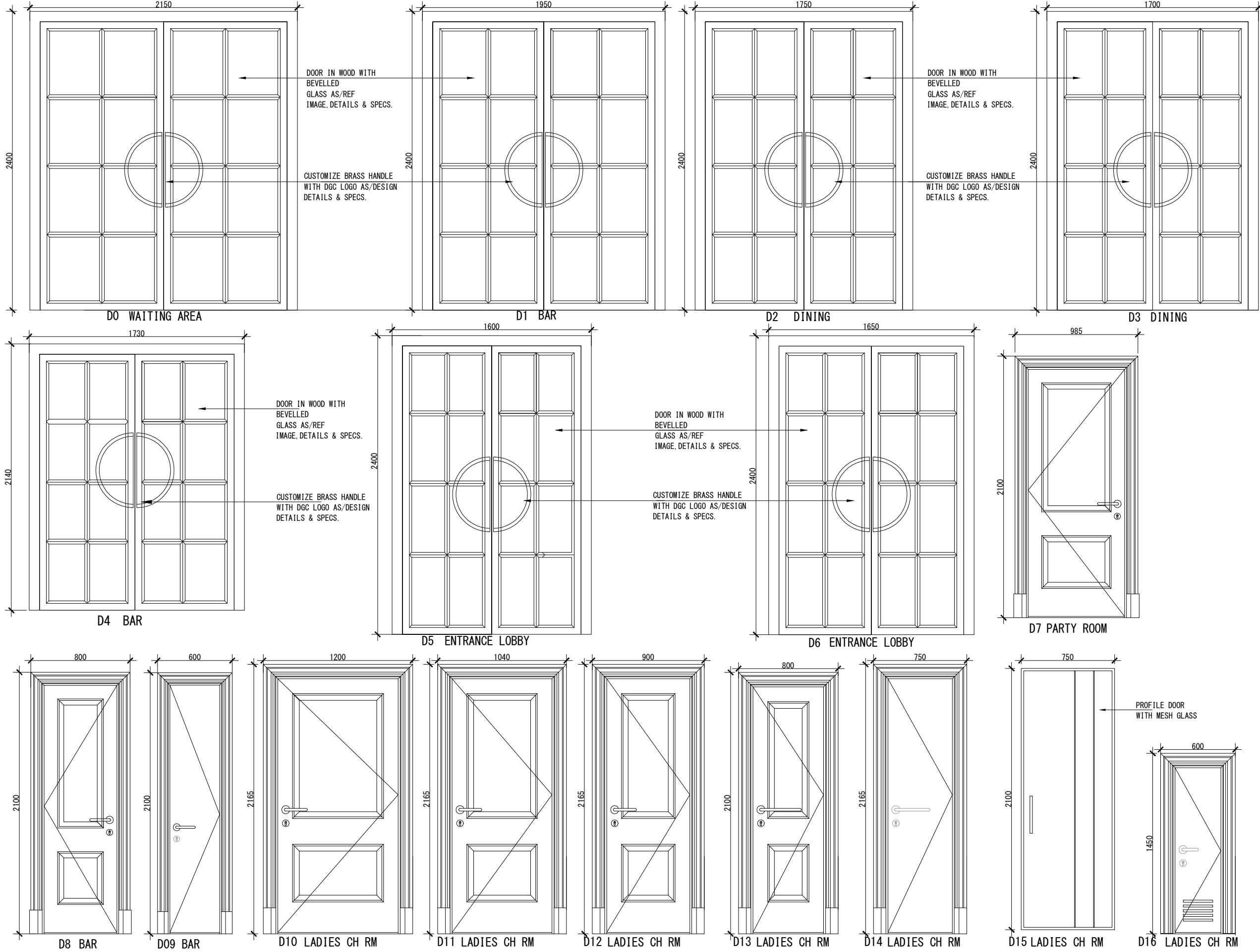
Date -
08/JAN/2026

Sheet size - A3
Scale - 1:25

Reissue Date -

Orientation





DOOR WINDOW SCHEDULE											
S. NO	SYMBOL	LENGHT	STILL LVL	HEIGHT	LINTEL LVL	QUANTITY	SPECIFICATION		ZONE		
1	SF01	5570	0	2850	2850	1	ALUMINIUM PROFILE	SINGLE GLAZE WITH GEORGIAN PAINT	DINING		
2	SF02	5700	0	2850	2850	1	ALUMINIUM PROFILE	SINGLE GLAZE WITH GEORGIAN PAINT	BAR		
3	D0	2150	00	2400	2400	2	DOOR IN WOOD WITH BEWELED GLASS		WAITING ROOM		
4	D1	1950	00	2400	2400	1	DOOR IN WOOD WITH BEWELED GLASS		BAR		
5	D2	1750	00	2400	2400	1	DOOR IN WOOD WITH BEWELED GLASS		DINING		
6	D3	1700	00	2400	2400	1	DOOR IN WOOD WITH BEWELED GLASS		DINING		
7	D4	1730	00	2140	2140	1	DOOR IN WOOD WITH BEWELED GLASS		BAR		
8	D5	1600	00	2400	2400	1	DOOR IN WOOD WITH BEWELED GLASS		ENTRANCE LOBBY		
9	D6	1650	00	2400	2400	1	DOOR IN WOOD WITH BEWELED GLASS		ENTRANCE LOBBY		
10	D7	985	00	2100	2100	1	DOOR IN WOOD WITH BEWELED GLASS		PARTY ROOM		
11	D8	800	00	2100	2100	1	WOOD WITH GLASS PANEL		BAR		
12	D9	600	00	2100	2100	2	PANEL DOOR IN WOOD		BAR		
13	D10	1200	00	2165	2165	1	WOOD WITH GLASS PANEL		LADIES CHANGING		
14	D11	1040	00	2165	2165	1	WOOD WITH GLASS PANEL		LADIES CHANGING		
15	D12	900	00	2165	2165	1	WOOD WITH GLASS PANEL		LADIES CHANGING		
16	D13	800	00	2100	2100	2	WOOD WITH GLASS PANEL		LADIES CHANGING		
17	D14	750	00	2100	2100	1	FLUSH DOOR		LADIES CHANGING		
18	D15	750	00	2100	2100	5	PROFILE DOOR WITH MESH GLASS		LADIES CHANGING		
18	D16	600	00	1450	1450	1	FLUSH DOOR WITH LOUVERS		LADIES CHANGING		
19	W0	2350	350	1900	2250	1	FIX GLASS ALUMINIUM PROFILE SINGLE GLAZE WITH GEORGIAN PAINT		BAR		
20	W1	2180	350	1750	2100	1	FIX GLASS ALUMINIUM PROFILE SINGLE GLAZE WITH GEORGIAN PAINT		DINING		
21	W1a	2260	350	1750	2100	1	FIX GLASS ALUMINIUM PROFILE SINGLE GLAZE WITH GEORGIAN PAINT		DINING		
21	W2	2380	770	1170	1940	2	FIX GLASS ALUMINIUM PROFILE SINGLE GLAZE WITH GEORGIAN PAINT		LADIES CHANGING ROOM		
22	W3	1710	1035	1175	2210	1	FIX GLASS ALUMINIUM PROFILE SINGLE GLAZE WITH GEORGIAN PAINT		LADIES CHANGING ROOM		
23	W4	1710	775	1290	2065	4	FIX GLASS ALUMINIUM PROFILE SINGLE GLAZE WITH GEORGIAN PAINT		PARTY ROOM		
24	W6	1195	770	1170	1940	1	FIX GLASS WOOD FRAME SINGLE GLAZE WITH GEORGIAN PAINT		LADIES CHANGING ROOM		
25	W7	1110	1075	1170	2245	1	FIX GLASS WOOD FRAME SINGLE GLAZE WITH GEORGIAN PAINT		LADIES CHANGING ROOM		
26	W8	750	960	1375	2335	2	FIX GLASS ALUMINIUM PROFILE SINGLE GLAZE WITH GEORGIAN PAINT		LADIES CHANGING ROOM		
27	W9	750	970	930	1900	2	FIX GLASS ALUMINIUM PROFILE SINGLE GLAZE WITH GEORGIAN PAINT		ENTRANCE LOBBY		
28	W10	750	1100	930	2030	3	FIX GLASS ALUMINIUM PROFILE SINGLE GLAZE WITH GEORGIAN PAINT		PARTY ROOM		
29	W11	900	00	2850	2850	1	FIX GLASS ALUMINIUM PROFILE SINGLE GLAZE WITH GEORGIAN PAINT		BAR		
30	W11a	980	00	2850	2850	1	FIX GLASS ALUMINIUM PROFILE SINGLE GLAZE WITH GEORGIAN PAINT		BAR		
31	W12	350	350	1900	2250	1	ALUMINIUM PROFILE SINGLE GLAZE WITH GEORGIAN PAINT		BAR		
31	W12a	380	350	1900	2280	1	FIX GLASS ALUMINIUM PROFILE SINGLE GLAZE WITH GEORGIAN PAINT		BAR		
32	W13	350	350	1750	2100	4	FIX GLASS ALUMINIUM PROFILE SINGLE GLAZE WITH GEORGIAN PAINT		DINING		
33	W14	750	00	2850	2850	2	FIX GLASS ALUMINIUM PROFILE SINGLE GLAZE WITH GEORGIAN PAINT		DINING		
34	W15	900	AS/ EXISTING SITE	1200	3900	1	FIX GLASS ALUMINIUM PROFILE SINGLE GLAZE WITH GEORGIAN PAINT		LADIES CHANGING ROOM		
35	V1	650	AS/ EXISTING SITE	850	AS/ EXISTING SITE	6	FIX GLASS ALUMINIUM PROFILE SINGLE GLAZE WITH GEORGIAN PAINT		ENTRANCE LOBBY		

Please note - All the dimensions are to be verified at site by the contractor. The heights and wall length taken to be modified as per site and as built dimensions. All final ceiling heights to be confirmed

TENDER DRAWING

Client's Name -
DELHI GOLF CLUB LTD.

Drawing Title -
DOOR DETAILS

Notes -

- All dimensions are to be read and not to be scaled.
- All the dimensions to be verified as per site before commencement of any work.
- Contractor must notify ARCH. and Project Manager of all discrepancies in drawing.
- All revisions to be coordinated with structures and design at site.

REVISIONS

R NO	TITLE	DATE	REMARKS

Project-
MAIN BUILDING DELHI
GOLF CLUB-110003

Dwg No-
AD-DW-01-01

Drawn by - MR

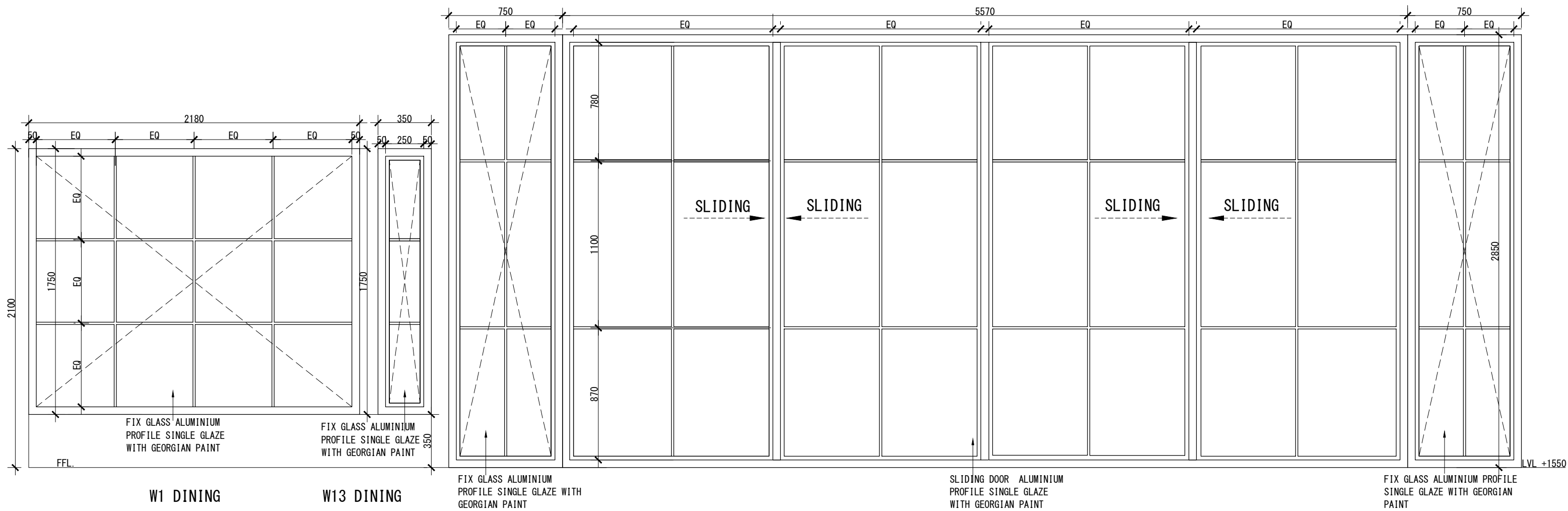
Checked by -TB

Date -
08/JAN/2026

Scale - 1:25

Reissue Date -

Orientation



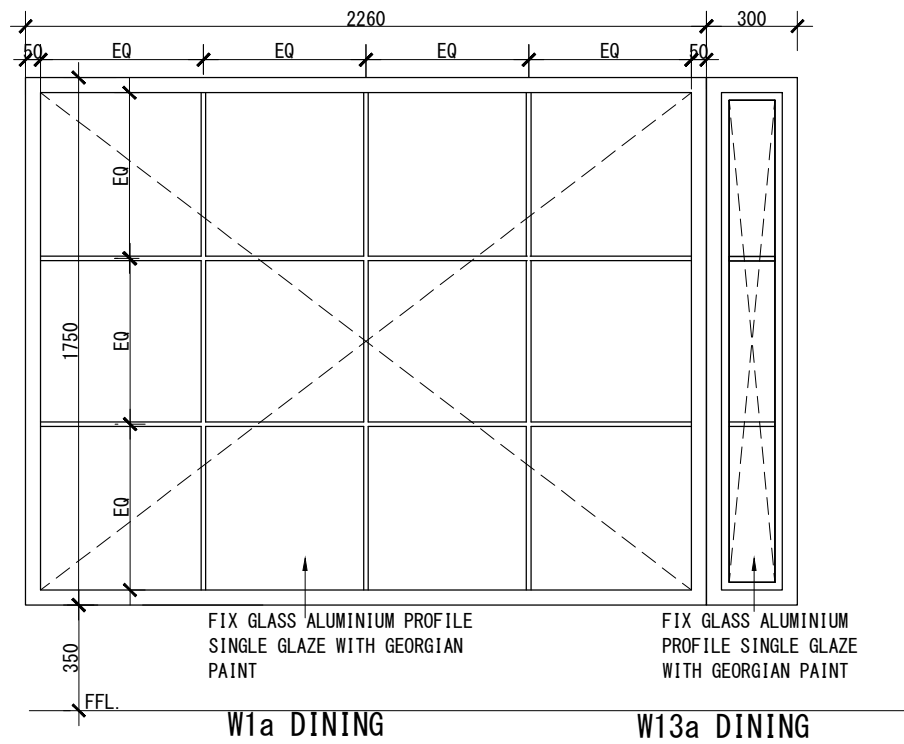
W1 DINING

W13 DINING

W14 DINING

SF01 DINING

W14 DINING



W1a DINING

W13a DINING

Please note - All the dimensions are to be verified at site by the contractor. The heights and wall length taken to be modified as per site and as built dimensions. All final ceiling heights to be confirmed

TENDER DRAWING



Client's Name -
DELHI GOLF CLUB LTD.

Drawing Title -
SLIDING FOLDING DOORS
& WINDOW DETAILS

- Notes -
- All dimensions are to be read and not to be scaled.
 - All the dimensions to be verified as per site before commencement of any work.
 - Contractor must notify ARCH. and Project Manager of all discrepancies in drawing.
 - All revisions to be coordinated with structures and design at site.

REVISIONS			
R NO	TITLE	DATE	REMARKS

Project-
DINING AREA AT DELHI
GOLF CLUB-110003

Dwg No-
AD-DW-01-03

Drawn by - MR

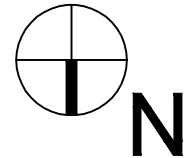
Checked by -TB

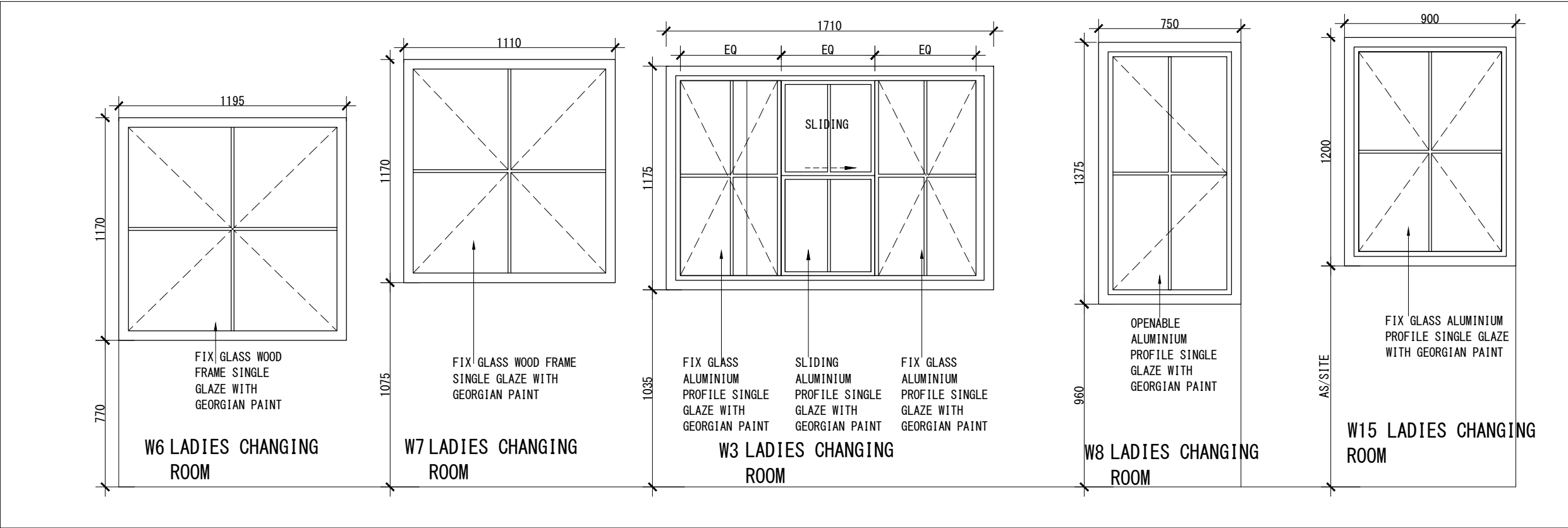
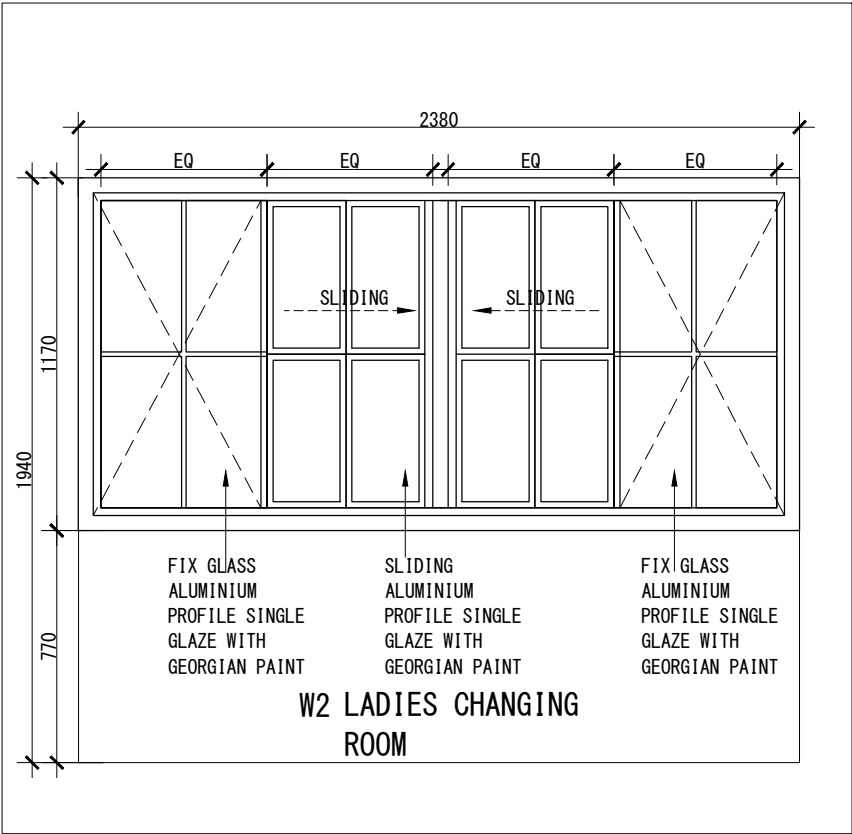
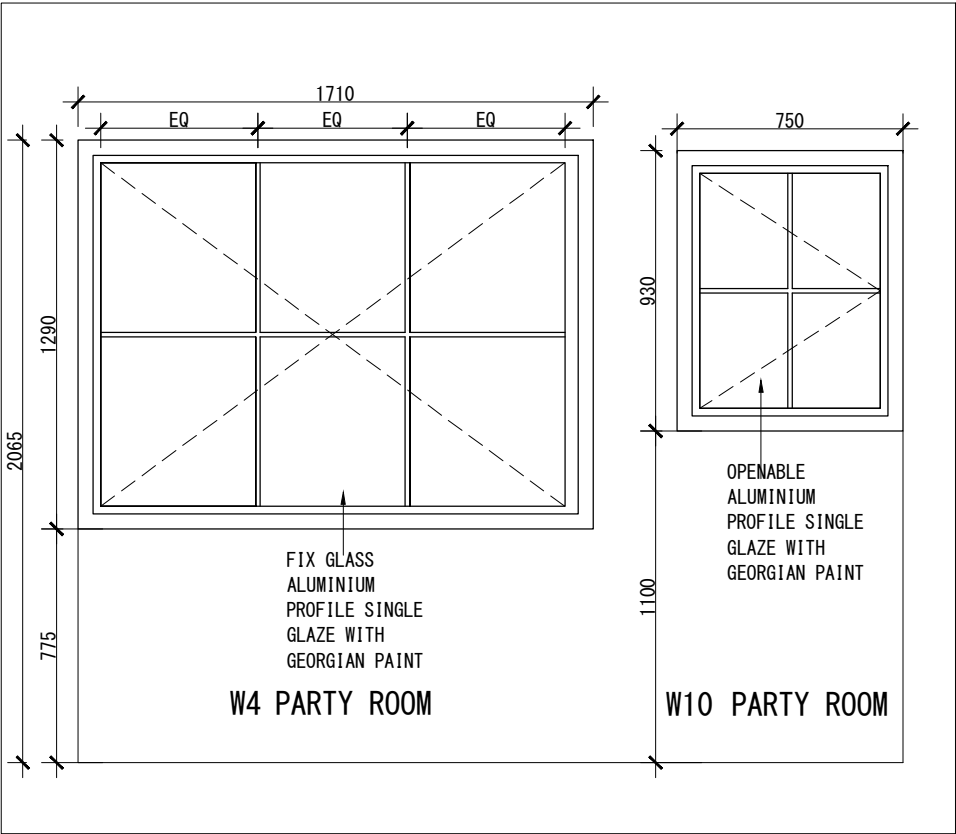
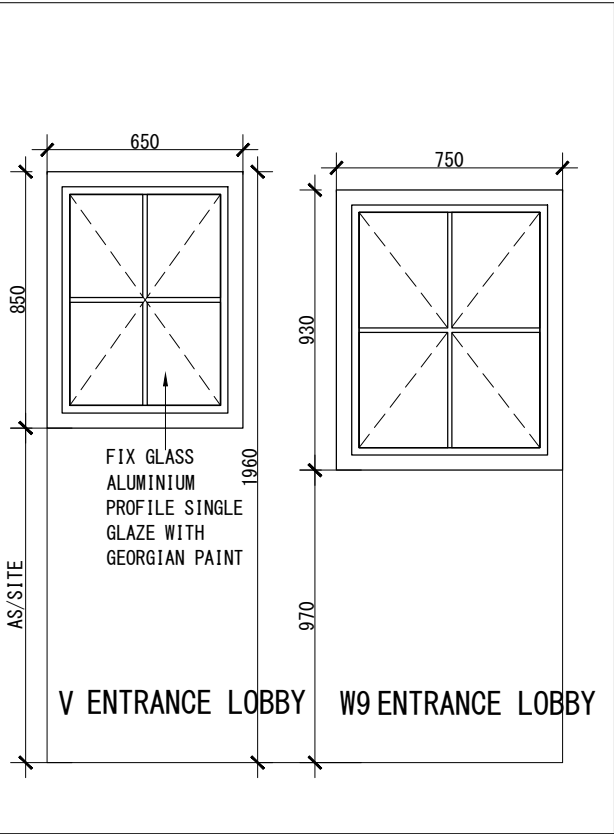
Date -
08/JAN/2026

Scale - 1:25

Reissue Date -

Orientation





DOOR WINDOW SCHEDULE								
S. NO	SYMBOL	LENGHT	SILL LVL	HEIGHT	LINTEL LVL	QUANTITY	SPECIFICATION	ZONE
1	SF01	5570	0	2850	2850	1	ALUMINIUM PROFILE SINGLE GLAZE WITH GEORGIAN PAINT	DINING
2	SF02	5700	0	2850	2850	1	ALUMINIUM PROFILE SINGLE GLAZE WITH GEORGIAN PAINT	BAR
3	D0	2150	00	2400	2400	2	DOOR IN WOOD WITH BEWELED GLASS	WAITING ROOM
4	D1	1950	00	2400	2400	1	DOOR IN WOOD WITH BEWELED GLASS	BAR
5	D2	1750	00	2400	2400	1	DOOR IN WOOD WITH BEWELED GLASS	DINING
6	D3	1700	00	2400	2400	1	DOOR IN WOOD WITH BEWELED GLASS	DINING
7	D4	1730	00	2140	2140	1	DOOR IN WOOD WITH BEWELED GLASS	BAR
8	D5	1600	00	2400	2400	1	DOOR IN WOOD WITH BEWELED GLASS	ENTRANCE LOBBY
9	D6	1650	00	2400	2400	1	DOOR IN WOOD WITH BEWELED GLASS	ENTRANCE LOBBY
10	D7	985	00	2100	2100	1	DOOR IN WOOD WITH BEWELED GLASS	PARTY ROOM
11	D8	800	00	2100	2100	1	WOOD WITH GLASS PANEL	BAR
12	D9	600	00	2100	2100	2	PANEL DOOR IN WOOD	BAR
13	D10	1200	00	2165	2165	1	WOOD WITH GLASS PANEL	LADIES CHANGING
14	D11	1040	00	2165	2165	1	WOOD WITH GLASS PANEL	LADIES CHANGING
15	D12	900	00	2165	2165	1	WOOD WITH GLASS PANEL	LADIES CHANGING
16	D13	800	00	2100	2100	2	WOOD WITH GLASS PANEL	LADIES CHANGING
17	D14	750		2100	2100	1	FLUSH DOOR	LADIES CHANGING
18	D15	750	00	2100	2100	5	PROFILE DOOR WITH MESH GLASS	LADIES CHANGING
18	D16	600	00	1450	1450	1	FLUSH DOOR WITH LOUVERS	LADIES CHANGING
19	W0	2350	350	1900	2250	1	FIX GLASS ALUMINIUM PROFILE SINGLE GLAZE WITH GEORGIAN PAINT	BAR
20	W1	2180	350	1750	2100	1	FIX GLASS ALUMINIUM PROFILE SINGLE GLAZE WITH GEORGIAN PAINT	DINING
21	W1a	2260	350	1750	2100	1	FIX GLASS ALUMINIUM PROFILE SINGLE GLAZE WITH GEORGIAN PAINT	DINING
21	W2	2380	770	1170	1940	2	FIX GLASS ALUMINIUM PROFILE SINGLE GLAZE WITH GEORGIAN PAINT	LADIES CHANGING ROOM
22	W3	1710	1035	1175	2210	1	FIX GLASS ALUMINIUM PROFILE SINGLE GLAZE WITH GEORGIAN PAINT	LADIES CHANGING ROOM
23	W4	1710	775	1290	2065	4	FIX GLASS ALUMINIUM PROFILE SINGLE GLAZE WITH GEORGIAN PAINT	PARTY ROOM
24	W6	1195	770	1170	1940	1	FIX GLASS WOOD FRAME SINGLE GLAZE WITH GEORGIAN PAINT	LADIES CHANGING ROOM
25	W7	1110	1075	1170	2245	1	FIX GLASS WOOD FRAME SINGLE GLAZE WITH GEORGIAN PAINT	LADIES CHANGING ROOM
26	W8	750	960	1375	2335	2	FIX GLASS ALUMINIUM PROFILE SINGLE GLAZE WITH GEORGIAN PAINT	LADIES CHANGING ROOM
27	W9	750	970	930	1900	2	FIX GLASS ALUMINIUM PROFILE SINGLE GLAZE WITH GEORGIAN PAINT	ENTRANCE LOBBY
28	W10	750	1100	930	2030	3	FIX GLASS ALUMINIUM PROFILE SINGLE GLAZE WITH GEORGIAN PAINT	PARTY ROOM
29	W11	900	00	2850	2850	1	FIX GLASS ALUMINIUM PROFILE SINGLE GLAZE WITH GEORGIAN PAINT	BAR
30	W11a	980	00	2850	2850	1	FIX GLASS ALUMINIUM PROFILE SINGLE GLAZE WITH GEORGIAN PAINT	BAR
31	W12	350	350	1900	2250	1	FIX GLASS ALUMINIUM PROFILE SINGLE GLAZE WITH GEORGIAN PAINT	BAR
31	W12a	380	350	1900	2280	1	FIX GLASS ALUMINIUM PROFILE SINGLE GLAZE WITH GEORGIAN PAINT	BAR
32	W13	350	350	1750	2100	4	FIX GLASS ALUMINIUM PROFILE SINGLE GLAZE WITH GEORGIAN PAINT	DINING
33	W14	750	00	2850	2850	2	FIX GLASS ALUMINIUM PROFILE SINGLE GLAZE WITH GEORGIAN PAINT	DINING
34	W15	900	AS/ EXISTING SITE	1200	3900	1	FIX GLASS ALUMINIUM PROFILE SINGLE GLAZE WITH GEORGIAN PAINT	LADIES CHANGING ROOM
35	V1	650	AS/ EXISTING SITE	850	AS/ EXISTING SITE	6	FIX GLASS ALUMINIUM PROFILE SINGLE GLAZE WITH GEORGIAN PAINT	ENTRANCE LOBBY

Please note - All the dimensions are to be verified at site by the contractor.The heights and wall length taken to be modified as per site and as built dimensions.All final ceiling heights to be confirmed

TENDER DRAWING



Client's Name -
DELHI GOLF CLUB LTD.

Drawing Title -
WINDOW DETAILS

Notes -

- All dimensions are to be read and not to be scaled.
- All the dimensions to be verified as per site before commencement of any work.
- Contractor must notify ARCH. and Project Manager of all discrepancies in drawing.
- All revisions to be coordinated with structures and design at site.

REVISIONS			
R NO	TITLE	DATE	REMARKS

Project-
MAIN BUILDING AT
DELHI GOLF CLUB-110003

Dwg No-
AD-DW-01-04

Drawn by - MR

Checked by -TB

Date -
08/JAN/2026

Scale - 1:25

Reissue Date -

